



T7700

Built to last

KATALOG PROIZVODA
WWW.ALURIS.RS

SADRŽAJ

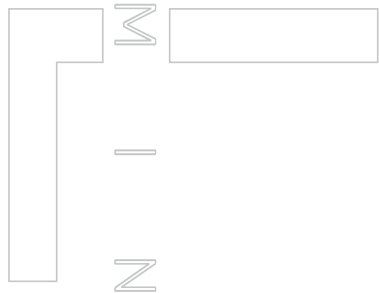
- TEHNIČKI OPIS / TECHNICAL DESCRIPTION
 - A PRATEĆI MATERIJAL / ACCESSORIES
 - B PREGLED ALUM. PROFILA / ALUMINIUM PROFILES OVERVIEW
 - C PRESECI ALUMINIJUMSKI PROFILA / SECTIONS OF ALU. PROFILES
 - D DETALJI ELEMENATA / DETAILS OF ELEMENTS
 - E STAKLJENJE / GLAZING
 - F KROJNE LISTE / CUTTING CALCULATIONS
-



TECH. DESCRIPTION

Sistem ALURIS D 7700 is system with thermal bridge accomplished through implementation of 34 mm wide polyamide bars. System found wide utilization due to its technical and thermal characteristic.

With a thermal conductivity coefficient for frame, $U_f=1,70\text{W/m}^2\text{K}$, for windows $U_w=0,93\text{W/m}^2\text{K}$, (along with a three-layer thermo insulated glass with a thermal conductivity coefficient $U_g=0,5\text{W/m}^2\text{K}$), this system is ranked amongst the best on the market, which contributed to its appliance to the projects where besides mechanical and other characteristics dominant requirement was thermal characteristics of the aluminium system.

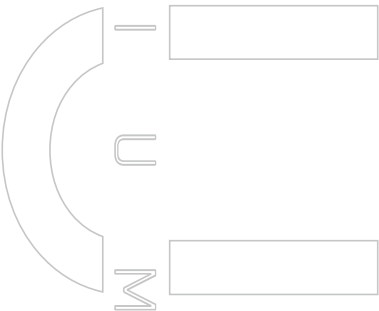


IMPLEMENTATION POSSIBILITIES:

- This system of aluminium profiles, with thermal bridge, with „Euro-groove“ fittings 12/18-13 and EPDM gaskets, is ready to manage any of the following type of construction:

- any type of windows;
- balcony doors;
- slide and fold doors (with one or more sashes);
- portals, and other facade partitions.

Aluminium profiles are with flat edges and modern design.



THE CHARACTERISTICS OF THE SYSTEM:

· Passed aluminium profiles from the AlMgSiO_5 alloy, with ultimate tensile strength T 66 HW 12 -15.

· Thickness of the profile and tolerance: according to EN 755/9,

· Polyamide bars: 34 mm wide, made of a high quality attested polyamide PA66 GF 25.

· Thickness of the filling/glass: from 30mm depending on glazing bad used.

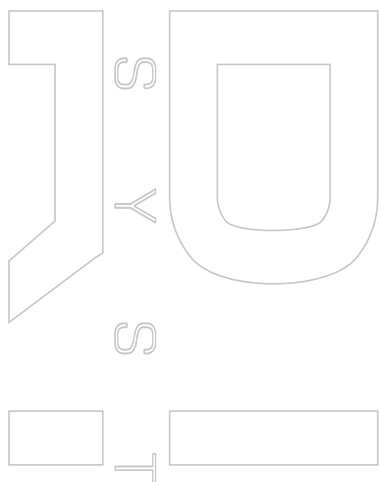
· Thermo filling of chambers among polyamide bars and around glass is done with foamy thermo insulating material.

· Central basket is made of E.P.D.M.-a.

MAIN CHARACTERISTICS OF THE SYSTEM:

Aluminium profiles of the system are with thermal break with 3 chambers, foamed either by implementation of proper E.P.D.M. gaskets, or with polyamide bars, with a resulting thermal coefficient for frame $U_f=1,7\text{W/m}^2\text{K}$ I for window $1230 \times 1480\text{ mm}$ $U_w=0,93\text{W/m}^2\text{K}$ along with a glass with a thermal conductivity coefficient $U_g=0,5\text{W/m}^2\text{K}$.

Coupling of frames on corners is possible either with a piece of corner joint from pressed aluminium profile embedded and glued.



TEHNIČKI OPIS

Sistem ALURIS D 7700 predstavlja konstrukciju aluminijumskih profila sa termo prekidom koji čine poliamidne trake širine 34 mm

Svoju široku primenu je obezbedio zahvaljujući svojim tehničkim i termičkim karakteristikama.

Sa koeficijentom prolaza toplote, za ram $U_f=1,70\text{W/m}^2\text{K}$, za prozor $U_w=0,93\text{W/m}^2\text{K}$,

(sa ispunom od troslojnog termoizolacionog stakla sa koeficijentom prolaza toplote $U_g=0,5\text{W/m}^2\text{K}$), ovaj sistem spada u sam vrh ponude termoizolovanih konstruktivnih sistema, što je doprinelo njegovoj primeni na svim objektima gde su pored ostalih mehaničkih i drugih karakteristika dominantan uslov bila i termička svojstva aluminijumskog sistema.

MOGUĆNOST PRIMENE:

- Ovaj sistem aluminijumskih profila sa termičkim prekidom, okovom u sistemu „EURONUT“ 12/18-13 I EPDM dihtung zaptivkama najnovije generacije, omogućava izradu:

- bilo kog tipa prozora;
- balkonskih vrata;
- kliznih I sklapajućih vrata sa jednim ili više krila;
- portala i drugih fasadnih pregrada.

Aluminijumski profili su sa ravnim ivicama, modernog dizajna.

TEHNIČKI OPIS SISTEMA:

· Presovani aluminijumski profili od legure AlMgSiO_5 maksimalne prekidne čvrstoće T 66 HW 12 -15.

· Debljina profila i tolerancije: prema standardu EN 755/9,

· Poliamidne trake: 34 mm proizvedene od visokokvalitetnog atestiranog poliamida PA66 GF 25.

· Debljina ispune/stakla: Različite, od 30mm u zavisnosti od vrste upotrebljenih kit lajsni.

· Termo ispuna prostora (komora) oivičenih poliamidnim trakama i prostora oko termo stakla vrši se penastim termoizolacionim materijalom.

· Centralna guma je od E.P.D.M.-a.

GLAVNE KARAKTERISTIKE:

Aluminijumski profili ovog sistema poseduju termički prekid sa tri komore koje se formiraju bilo odgovarajućim E.P.D.M. zaptivkama bilo poliamidnim trakama, koji obezbeđuju koeficijent prolaza toplote kroz ram $U_f=1,7\text{W/m}^2\text{K}$ i koeficijent prolaska toplote za prozor dimenzija $1230 \times 1480\text{ mm}$ $U_w=0,93\text{W/m}^2\text{K}$ uz staklo sa koeficijentom $U_g=0,5\text{W/m}^2\text{K}$.

Spajanje ramova na uglovima moguće je na dva načina: pomoću komada ugaone uloške od presovanog aluminijumskog profila fiksirane utiskivanjem i ekspanzirajućim lepkom.

Evidence of Performance

Calculation of thermal transmittance



Test Report

No. 19-004557-PR02

(PB-A01-08-en-01)

Client **LINIJA TIP d.o.o.**
Cara Dusana 40
18000 NIS
Serbia

Basis *)

EN ISO 10077-1:2017-07
ift test report 19-004557-PR01
(PB-K20-08-en-01)

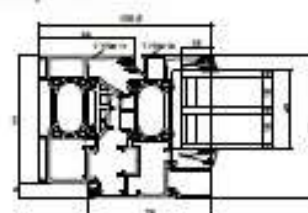
*) Corresponds to the national standards
(e.g. DIN EN)

Product **Single leaf window - metal**

Designation **Aluris T 7700**

Performance-relevant product details
Dimension (W x H) in mm **1230 x 1480**; Material **Aluminium alloy - painted - powder coated**; Projected width **106 mm**; Structural depth **77 mm**; Thermal break; Material: **Polyamide 6.6 with 25 % glass fibre (PA 6.6 GF25)**; Surface treatment of profile **Slightly oxidized (up to 5 µm)**; Length of bars in mm **34**; Thickness of bars in mm **2.0**; Inlay material **PLAMAFRAME**; Casement; Designation **T 7700 18**; Thickness of infill **48 mm**; Edge cover of infill **19 mm**; Inlay material **PLAMAFRAME**; Frame; Designation **T 7700 11**; Inlay material **PLAMAFRAME**; Glazing; Configuration in mm **4/18/4/18/4**; Thermal transmittance U_g in $W/(m^2K)$ **0.5** (as specified by client); Spacer; Type **CHROMATECH ultra F**

Representation



Further drawings see annex.

Instructions for use

The results obtained can be used by the manufacturer according to the above mentioned basis.

Validity

The data and results given relate solely to the tested and described specimen. This test does not allow any statement to be made on further characteristics of the present structure regarding performance and quality.

Notes on publication

The ift-Guidance Sheet "Conditions and Guidance for the Use of ift Test Documents" applies. The cover sheet can be used as abstract.

Contents

The report contains a total of 5 page/s and annex (1 page).

Special features

Results

Calculation of thermal transmittance according to EN ISO 10077-1:2017-07



$$U_w = 0.93 \text{ W/(m}^2\text{K)}$$

ift Rosenheim

20.11.2019

Konrad Huber, Dipl.-Ing. (FH)
Head of Testing Department
Building Physics

Till Stübgen, Dipl.-Ing. (FH)
Operating Testing Officer
Building Physics

Number 19-004557-PR01 (NW-K20-06-en-01)

Owner LINIJA TIP d.o.o.
Cara Dusana 40
18000 NIS
Serbia

Product Metal profiles with thermal break

Designation System: Aluris T 7700

Details Material Aluminium alloy - painted - powder coated; Projected width 106 mm; Structural depth 77 mm; Thermal break; Material: Polyamide 6.6 with 25 % glass fibre (PA 6.6 GF25); Surface treatment of profile Slightly oxidized (up to 5 µm); Length of bars in mm 34; Thickness of bars in mm 2.0; Inlay material User specific - PLAMAFRAME; Casement; Designation T 7700 18; Thickness of infill 48 mm; Edge cover of infill 19 mm; Frame; Designation T 7700 11; Glazing; Configuration in mm 4/18/4/18/4; Thermal transmittance U_f in W/(m²K) 0.5; Spacer; Type CHORMATECH ultra F (acc. to BF-Data sheet April 2013-No.W16-Revision index 3-10/2018)

Special features

Result

Calculation of thermal transmittance and linear thermal transmittance according to EN ISO 10077-2:2017-07 (Radiosity-Method)



$$U_f = 1.7 \text{ W/(m}^2\text{K)}$$

$$\psi'_g = 0.033 \text{ W/(mK)}$$

ift Rosenheim

19.11.2019



Konrad Huber, Dipl.-Ing. (FH)
Head of Testing Department
Building Physics



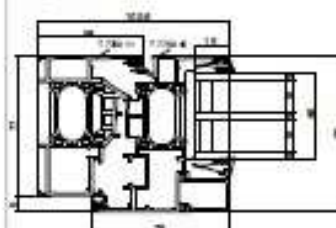
Till Stübgen, Dipl.-Ing. (FH)
Operating Testing Officer
Building Physics

Basis *)

EN ISO 10077-2:2017-07
*)and corresponding national versions
(e.g. DIN EN)

Test report: 19-004557-PR01
(PB-K20-06-en-01)

Representation



Instructions for use

The results obtained can be used as evidence in accordance with the above basis.

Validity

There is no time limit.

When using this document the up-to-dateness of above basis and the conformity of the product have to be observed.

The data and results given relate solely to the tested/described specimen. This test/evaluation does not allow any statement to be made on further characteristics of the present structure regarding performance and quality.

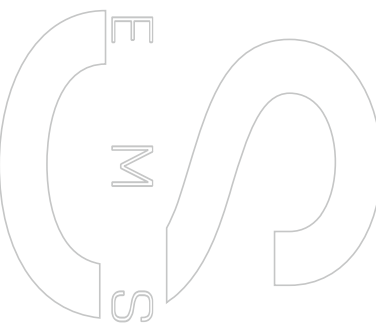
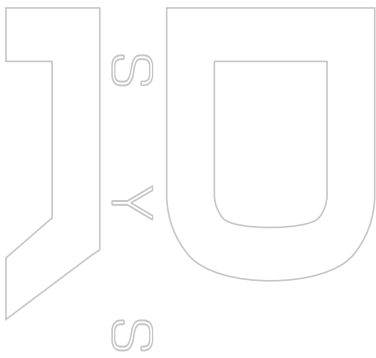
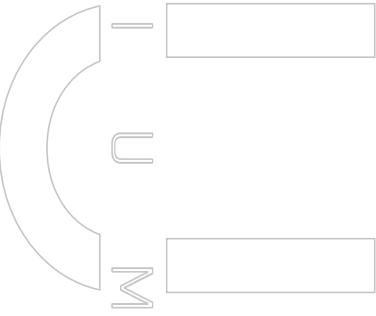
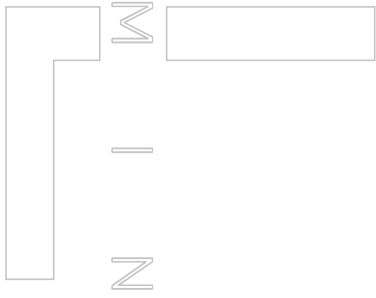

Notes on publication

The ift-Guidance Sheet "Conditions and Guidance for the Use of ift Test Documents" applies.

Identity-Check

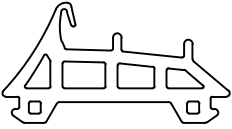












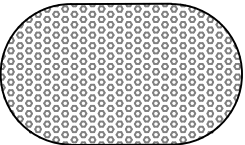
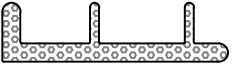
www.ift-rosenheim.de/ift-qaonline/
ID: B46-768F1

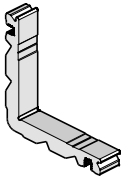
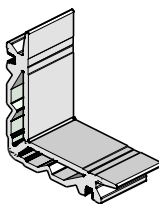
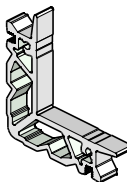
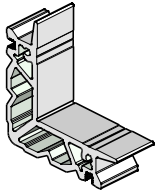
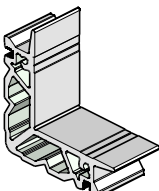
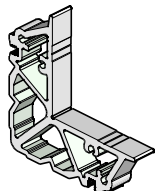


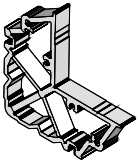
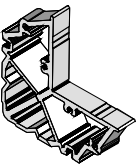
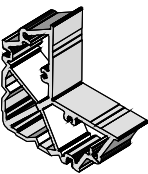
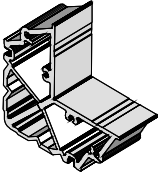
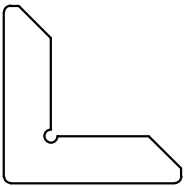
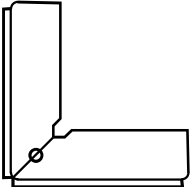
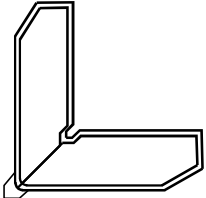
A SEGMENT
PRATEĆI MATERIJAL


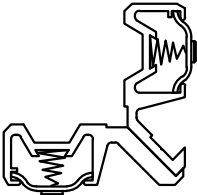
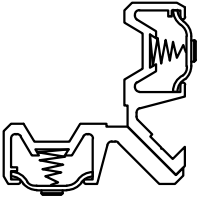
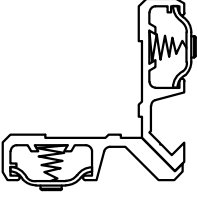
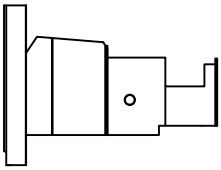

A C C E S S O R I E S

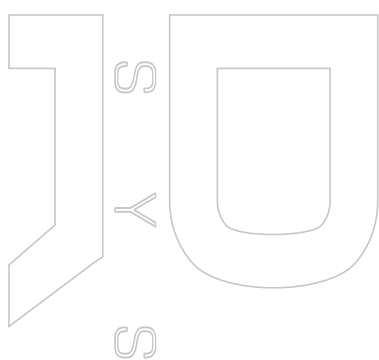
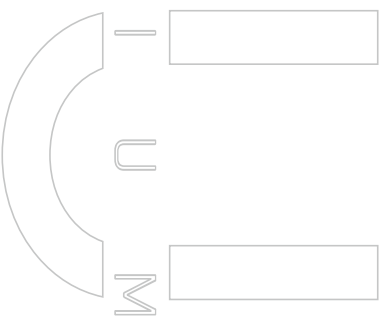


OZNAKA CODE	IZGLED DESIGN	OPIS DESCRIPTION	VEZA SA CONNECTED TO
7700 CG		centralna guma / central gasket L=40m	7700 11 7700 12 7700 41 7700 42 7700 31
		<i>materijal: EPDM</i>	
GS		prednja zaptivka štoka i krila front sash - frame gasket L=300m	7700 11 7700 12 7700 41 7700 42 7700 31 7700 32
		<i>materijal: EPDM</i>	
GK 1		unutrašnja zaptivka krila i štoka rear sash - frame gasket L=300m	7700 21 7700 22 7700 17 7700 18 7700 25 7700 24
		<i>materijal: EPDM</i>	
GP 1		Prednji naslon za staklo front glass suport d=3-4mm, L=300m	7700 21 7700 11 7700 22 7700 12 7700 17 7700 31 7700 18 7700 32
		<i>materijal: EPDM</i>	
GZ 1		Zadnji naslon za staklo Rear glass suport d=3mm, L=300m	KL 32.1 KL 27.1 KL 23.1 KL 20.1 KL 17.1 KL 14.1
		<i>materijal: EPDM</i>	
GZ 2		Zadnji naslon za staklo Rear glass suport d=4mm, L=200m	KL 32.1 KL 27.1 KL 23.1 KL 20.1 KL 17.1 KL 14.1
		<i>materijal: EPDM</i>	
GZ 3		Zadnji naslon za staklo Rear glass suport d=5mm, L=150m	KL 32.1 KL 27.1 KL 23.1 KL 20.1 KL 17.1 KL 14.1
		<i>materijal: EPDM</i>	

OZNAKA CODE	IZGLED DESIGN	OPIS DESCRIPTION	VEZA SA CONNECTED TO
GP 1L		Prednji naslon za staklo Front glass suport d=3mm, L=200m	7700 21 7700 11 7700 22 7700 12 7700 17 7700 31 7700 18 7700 32 7700 25 7700 24
		<i>materijal: EPDM</i>	
GZ 1L		Zadnji naslon za staklo Rear glass suport d=3mm, L=300m	KL 32.1 KL 27.1 KL 23.1 KL 20.1 KL 17.1 KL 14.1
		<i>materijal: EPDM</i>	
GZ 2L		Zadnji naslon za staklo Rear glass suport d=4mm, L=200m	KL 32.1 KL 27.1 KL 23.1 KL 20.1 KL 17.1 KL 14.1
		<i>materijal: EPDM</i>	
GZ 3L		Zadnji naslon za staklo Rear glass suport d=6.5mm, L=150m	KL 32.1 KL 27.1 KL 23.1 KL 20.1 KL 17.1 KL 14.1
		<i>materijal: EPDM</i>	
PROFIL 1		Termo ispuna Thermo filing	
		<i>materijal: polietilen / polyethylene</i>	
PROFIL 2		Termo ispuna Thermo filing	
		<i>materijal: polietilen / polyethylene</i>	

OZNAKA CODE	IZGLED DESIGN	OPIS DESCRIPTION	VEZA SA CONNECTED TO
Spojnica T 9-13		spojnica (k1012) extruded corner joint L=8.0 mm	7700 21 7700 22 7700 17 7700 18
		<i>materijal: aluminijum</i>	
Spojnica T 15-31		spojnica (k1005) extruded corner joint L=31 mm	7700 22 7700 18 7700 28 7700 29
		<i>materijal: aluminijum</i>	
Spojnica T 21-11		spojnica (k1004) extruded corner joint L=11 mm	7700 11 7700 12 (x2)
		<i>materijal: aluminijum</i>	
Spojnica T 21-25		spojnica (K 1004) extruded corner joint L=25 mm	7700 11 7700 12 (x2)
		<i>materijal: aluminijum</i>	
Spojnica T 21-31		spojnica (K 1004) extruded corner joint L=31 mm	7700 21 7700 17 7700 25 7700 27 7700 24
		<i>materijal: aluminijum</i>	
Spojnica T 30-13		spojnica (K 1005) extruded corner joint L=13 mm	7700 25 7700 27 7700 24
		<i>materijal: aluminijum</i>	

OZNAKA CODE	IZGLED DESIGN	OPIS DESCRIPTION	VEZA SA CONNECTED TO
Spojnica T 30-10		spojnica (1006) extruded corner joint L=10.0 mm	7700 27 7700 29
		<i>materijal: aluminijum</i>	
Spojnica T 42-12		spojnica (1006) extruded corner joint L=12.0 mm	7700 12
		<i>materijal: aluminijum</i>	
Spojnica T 42-25		spojnica (1006) extruded corner joint L=25.0 mm	7700 12
		<i>materijal: aluminijum</i>	
Spojnica T 42-32		spojnica (1006) extruded corner joint L=32.0 mm	7700 25 7700 26 7700 27
		<i>materijal: aluminijum</i>	
U 2		uglič - veliki/ corner alignment-large d=1.5 mm	7700 21 7700 17 7700 25 7700 27 7700 24
		<i>materijal: čelik/ steel</i>	7700 22 7700 18
U 3		uglič - pero/ corner alignment d=1.5 mm	7700 14 7700 21 7700 17 7700 25 7700 26 7700 27 7700 24
		<i>materijal: čelik/ steel</i>	7700 15 7700 22 7700 18 7700 11 7700 12
D21.1		dopuna montažne spojnice/ add-on to the assembly joint D21.1 - L=31 mm D21.2 - L=25 mm	7700 25 7700 26 7700 27
D21.2		<i>materijal: aluminijum/ aluminium</i>	7700 24 7700 12

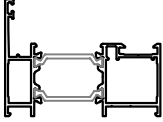
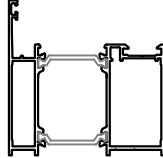
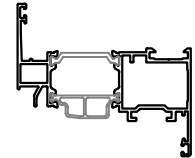
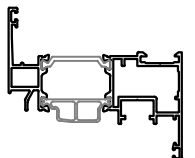
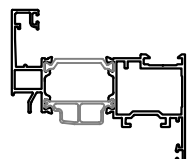
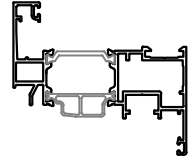
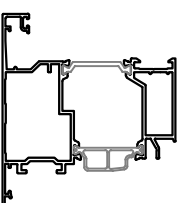
OZNAKA CODE	IZGLED DESIGN	OPIS DESCRIPTION	VEZA SA CONNECTED TO
FUJI 2000		spojnica fuji (2000) corner joint fuji (2000)	7700 11 7700 22 7700 12 7700 24 7700 17 7700 25 7700 18 7700 28 7700 21
MS 21.1		montažna spojnica assembly corner joint	7700 21 7700 17 7700 25 7700 28 7700 27 7700 24
		<i>materijal: aluminijum</i>	
MS 21.2		montažna spojnica assembly corner joint	7700 11 7700 12
		<i>materijal: čelik/steel</i>	
MS 15.1		montažna spojnica assembly corner joint	7700 29 7700 22 7700 18 7700 28
		<i>materijal: čelik/ steel</i>	
P 7700 D		Plastika srednje dopune Plastics medium supplement	7700 41 7700 42
		<i>materijal: poliamid</i>	
P O		Maska drenažnog otvora Mask of drainage holes	7700 11 7700 12 7700 31 7700 32
		<i>materijal: poliamid</i>	

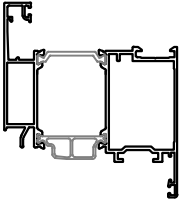
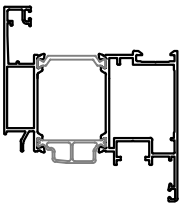
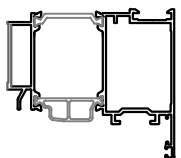
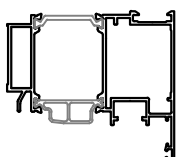
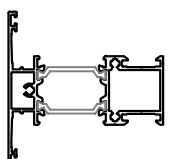
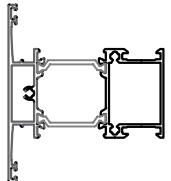
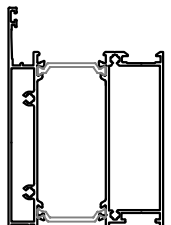


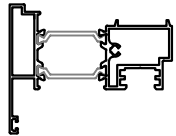
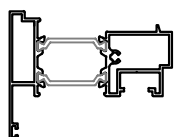

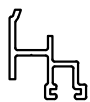




B SEGMENT





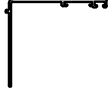


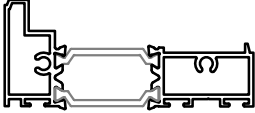
PREGLED ALUMINIJUMSKIH PROFILA

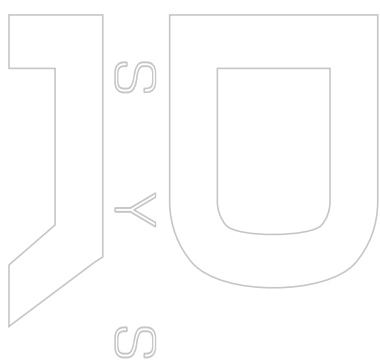
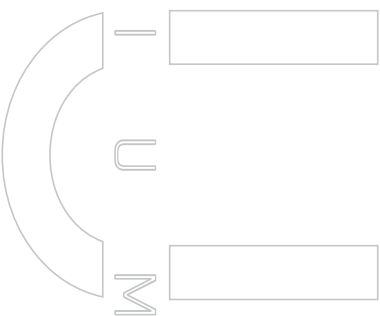

ALUMINIUM PROFILES OVERVIEW

OZNAKA CODE	IZGLED DESIGN	OPIS DESCRIPTION	lx	Jy	Kg/m'
7700 11		Štok Frame	9.9	39.47	1.44
7700 12		Štok Frame	30.14	49.58	1.74
7700 17*		Krilo prozora Window sash	11.92	60.22	1.58
7700 18*		Krilo prozora PVC Window sash PVC	11.77	59.86	1.58
7700 21		Krilo prozora Window sash	14.19	63.43	1.62
7700 22		Krilo prozora PVC Window sash PVC	13.93	63.02	1.62
7700 24		Krilo vrata Door sash	41.41	76.39	2.10

OZNAKA CODE	IZGLED DESIGN	OPIS DESCRIPTION	lx	Jy	Kg/m'
7700 25		Krilo vrata Door sash	37.71	82.19	2.06
7700 28		Krilo vrata Door sash	37.59	81.3	2.06
7700 27		Krilo vrata Door sash	32.77	58.27	1.83
7700 29		Krilo vrata Door sash	31.52	57.99	1.83
7700 31		T prečka T profile	14.21	42.9	1.65
7700 32		T prečka T profile	24.44	48.06	1.85
7700 35		Parapet Parapet	68.85	107.96	2.45

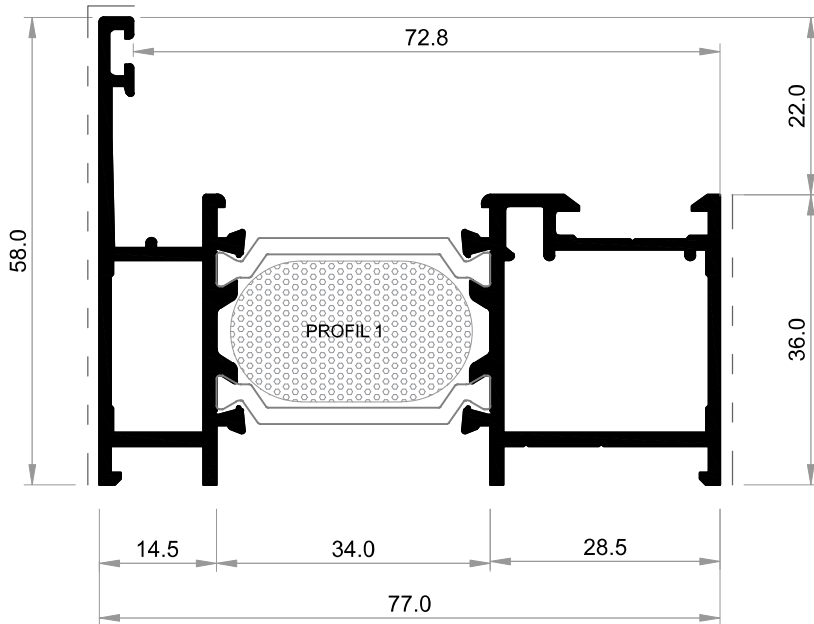
OZNAKA CODE	IZGLED DESIGN	OPIS DESCRIPTION	lx	Jy	Kg/m'
7700 41		Srednja dopuna Central rabbet	11.21	43.14	1.53
7700 42		Srednja dopuna Central rabbet	10.93	42.67	1.53
7700 50		Prag Treshold	1.18	14.98	1.08
NČ 1		Nosač četke Caulker bearer	0.31	0.19	0.23
NČ 2		Nosač četke Caulker bearer	0.01	0.14	0.13
KL 32.1		Kit lajsna Glazing bead	0.89	1.48	0.33
KL 27.1		Kit lajsna Glazing bead	0.88	1.34	0.291
KL 23.1*		Kit lajsna Glazing bead	0.88	1.21	0.281

OZNAKA CODE	IZGLED DESIGN	OPIS DESCRIPTION	lx	Jy	Kg/m'
KL 20.1		Kit lajsna Glazing bead	0.75	0.56	0.273
KL 17.1*		Kit lajsna Glazing bead	0.71	0.43	0.261
KL 13.1		Kit lajsna Glazing bead	0.79	1.11	0.235
PR 75		Pervajz lajsna 75 mm Trimming profile 75mm	11.56	2.67	0.465
PR 50		Pervajz lajsna 50 mm Trimming profile 50mm	4.06	2.43	0.375
PR 25		Pervajz lajsna 25 mm Trimming profile 25mm	1.07	2.14	0.300
OK 1		Okapnica Water cap	0.80	0.25	0.160
7700 60* (u izradi) in progress		Nosač četke Door brush rabbet seal			1.8



C SEGMENT

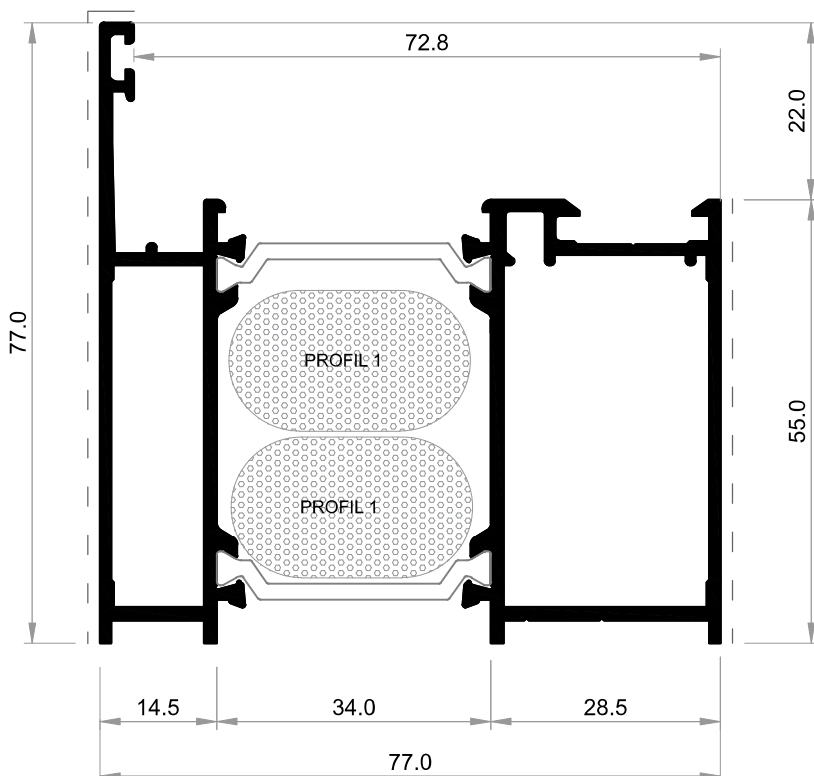
PRESECI ALUMINIJUMSKIH PROFILA
SECTIONS OF ALUMINUM PROFILES



7700 11

ŠTOK
FRAME

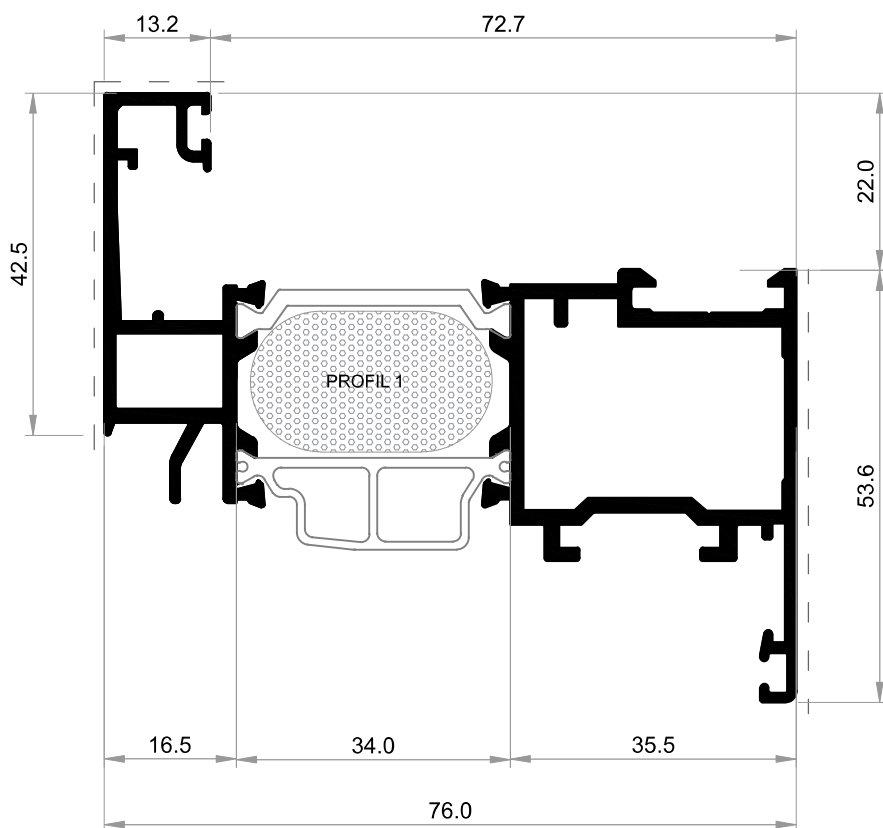
1,440 kg/m'



7700 12

ŠTOK
FRAME

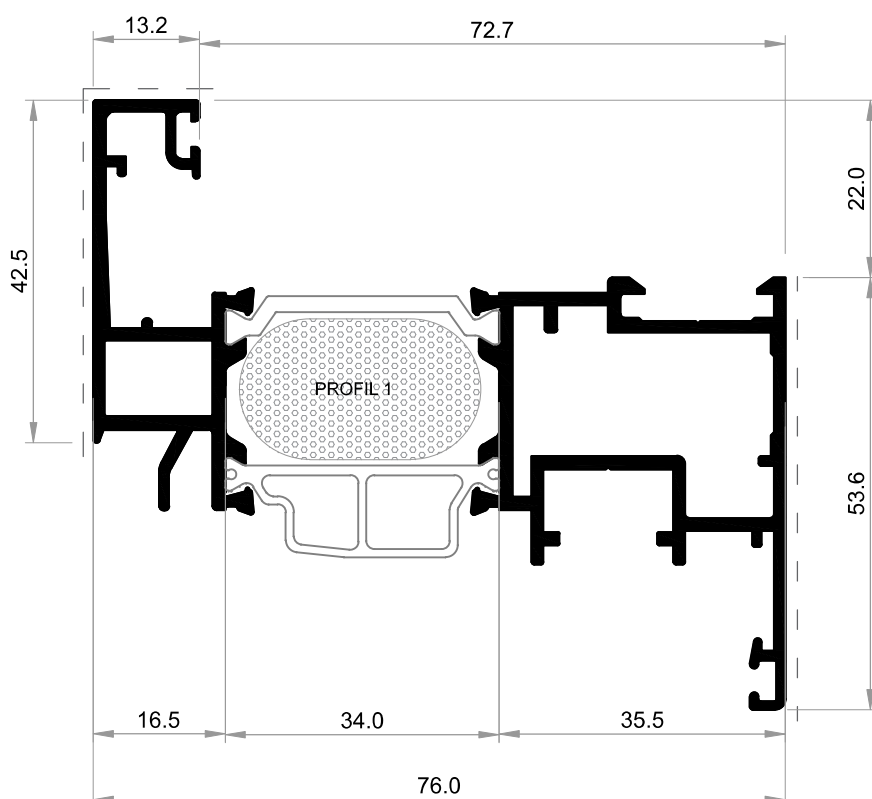
1,740 kg/m'



7700 21

KRILO PROZORA
WINDOW SASH

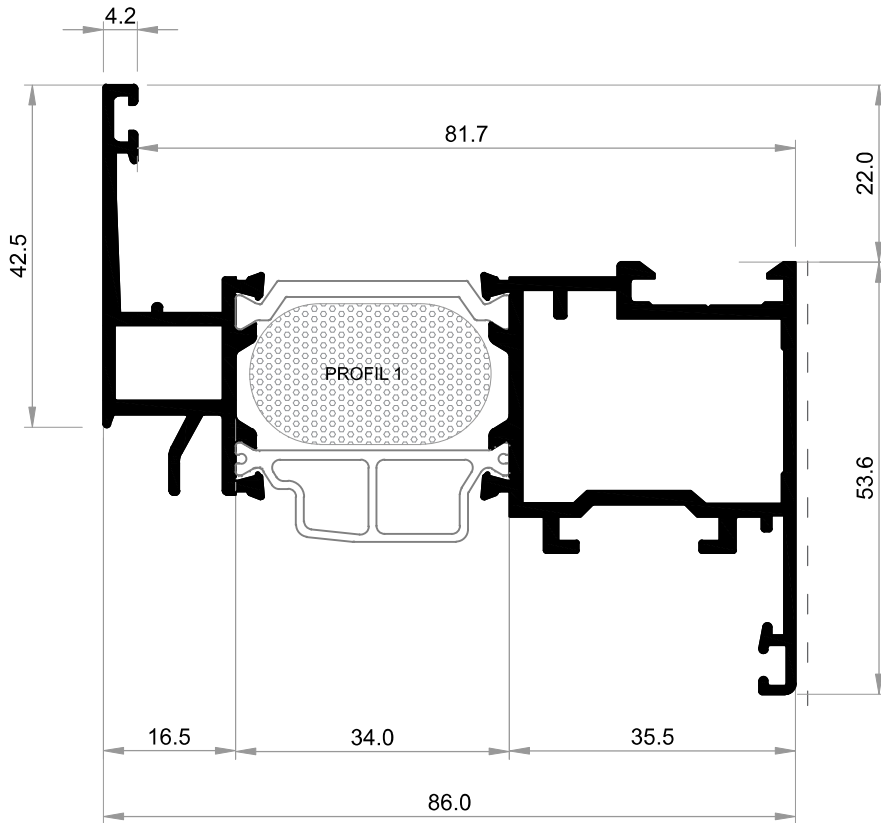
1,620 kg/m'



7700 22

KRILO PROZORA
WINDOW SASH

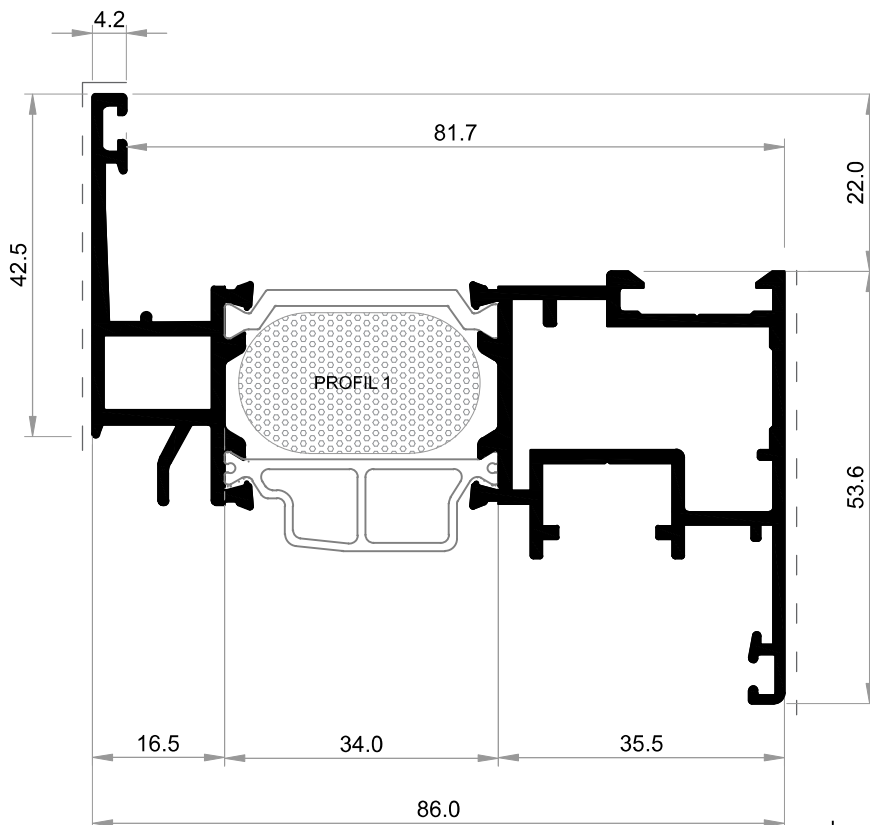
1,620 kg/m'



7700 17*

KRILO PROZORA
WINDOW SASH

1,61 kg/m'

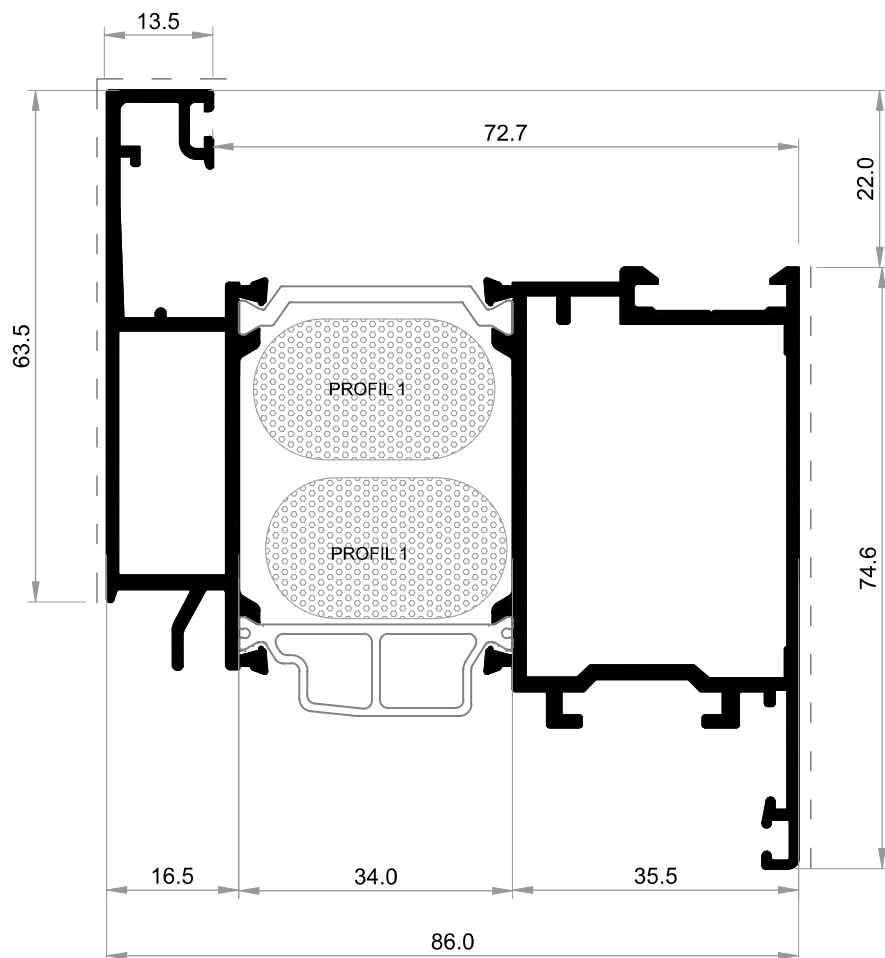


7700 18*

KRILO PROZORA
WINDOW SASH

1,61 kg/m'

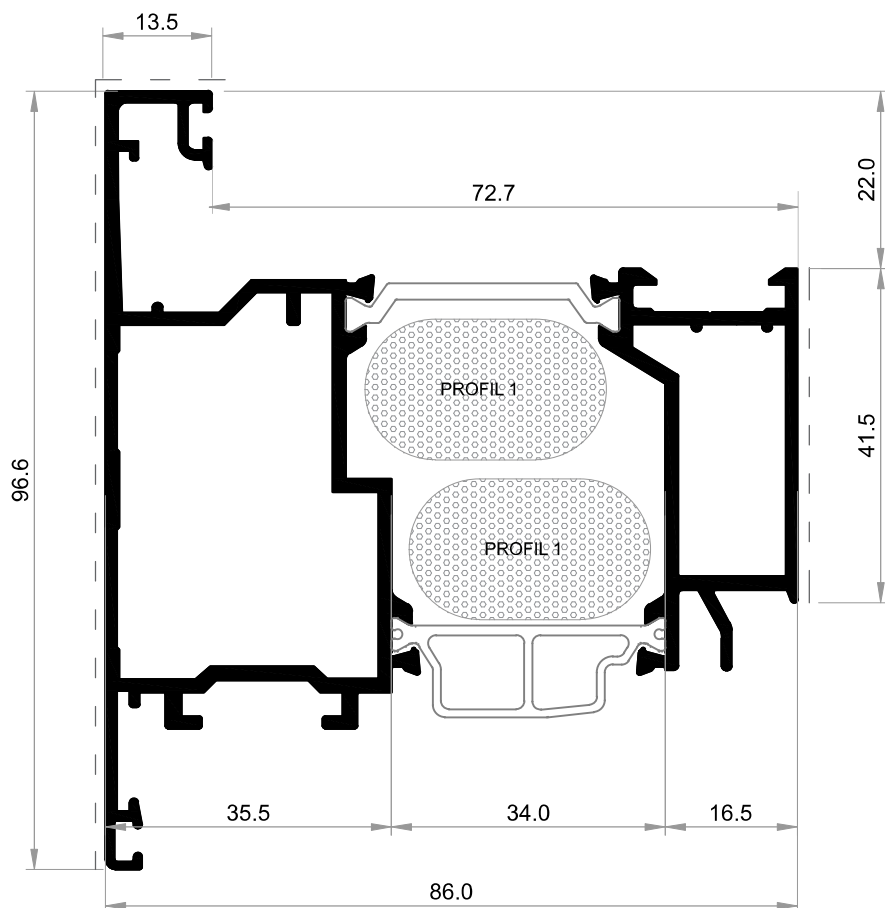
*samo po porudžbini / Only by order



7700 25

KRILO VRATA
DOOR SASH

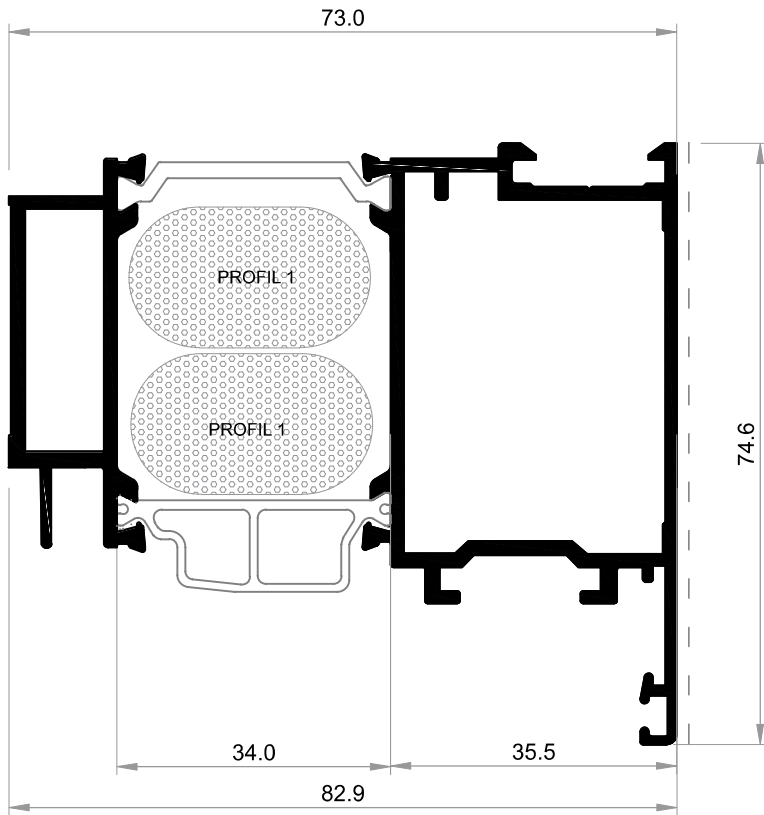
2.06 kg/m'



7700 24

KRILO VRATA
DOOR SASH

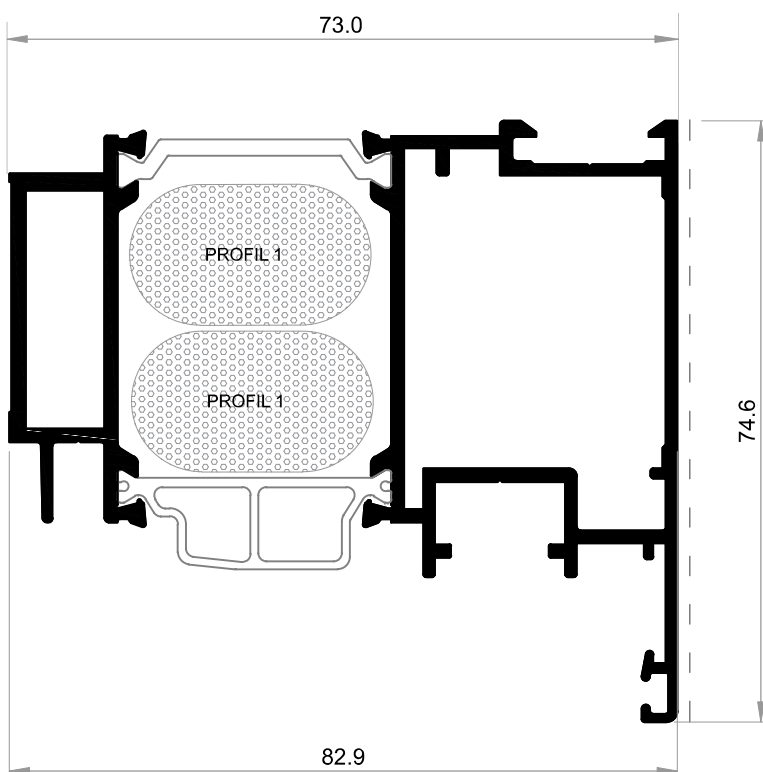
2.10 kg/m'



7700 27*

KRILO VRATA
DOOR SASH

1,830 kg/m'

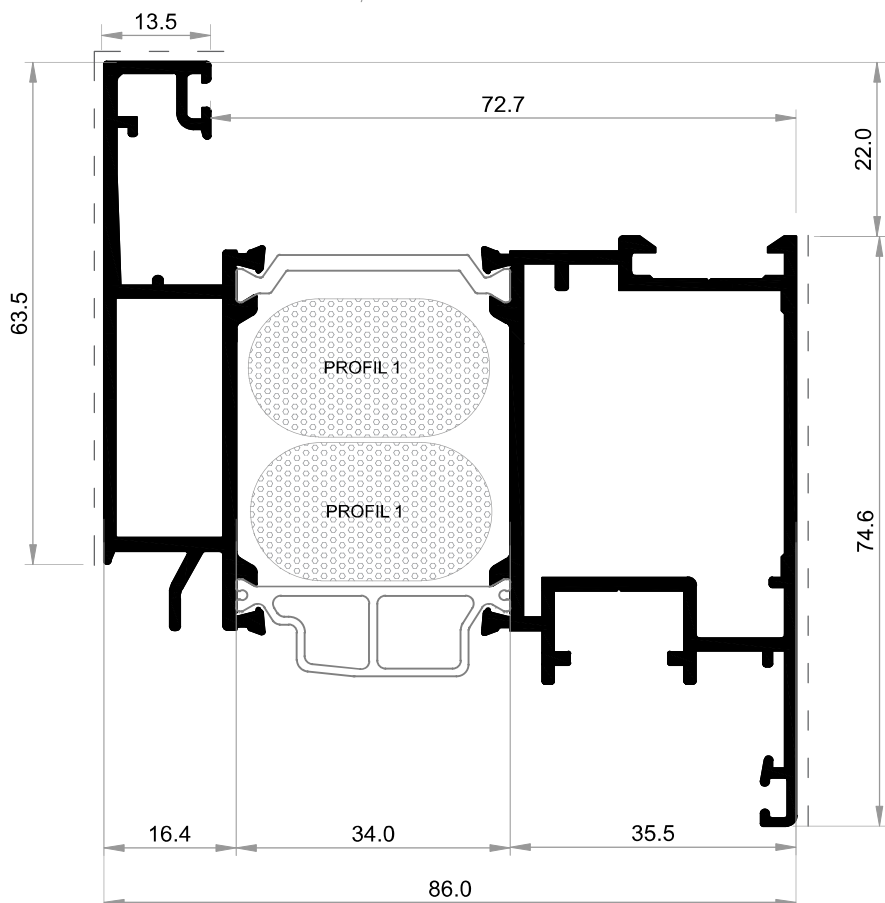


7700 29*

KRILO VRATA
DOOR SASH

1,830 kg/m'

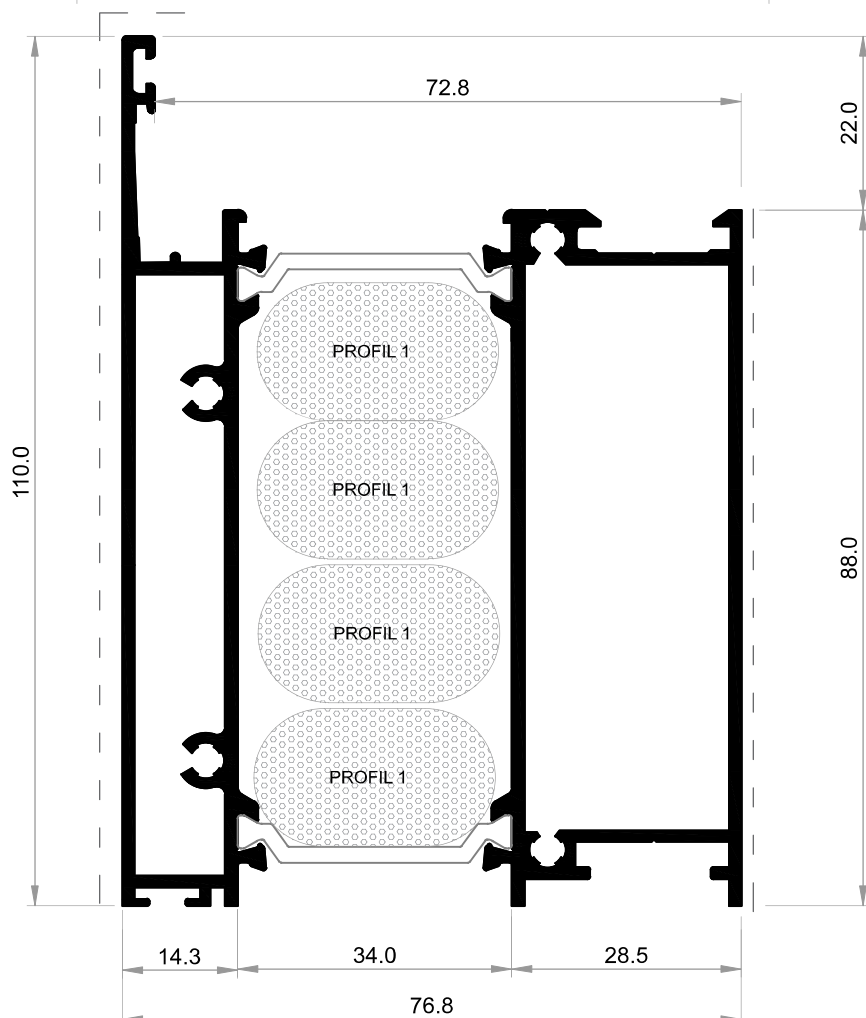
*samo po porudžbini / Only by order



7700 28

KRILO VRATA
DOOR SASH

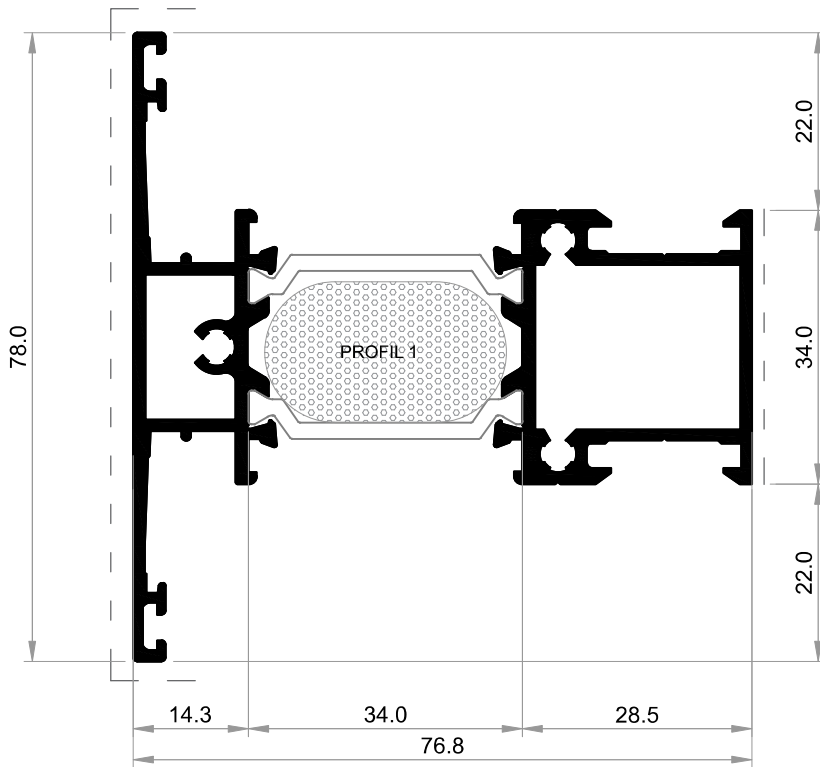
2.060 kg/m'



7700 35

PARAPET PROFIL /
PARAPET PROFILE

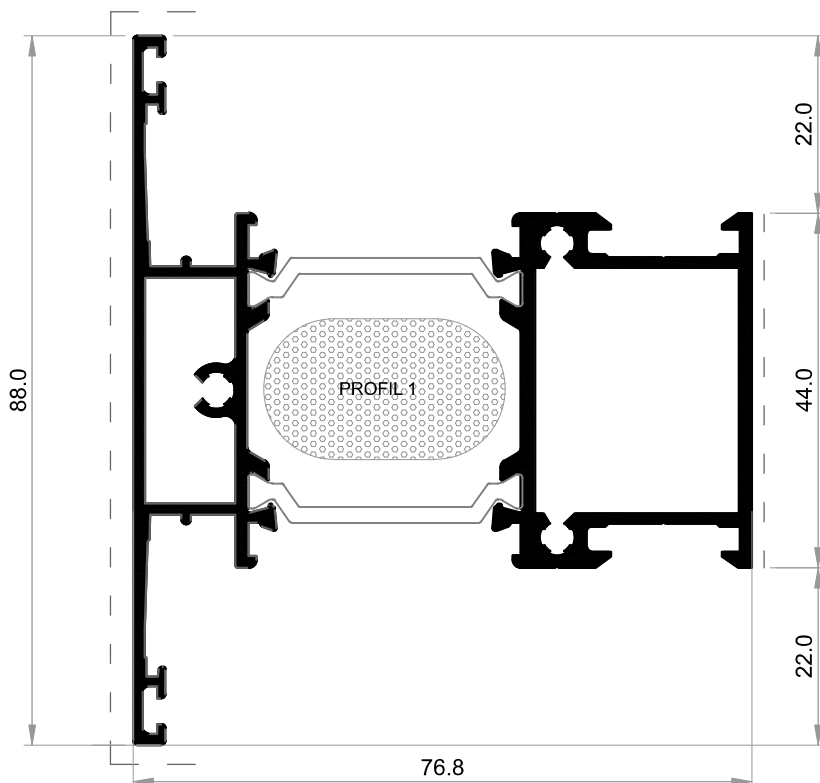
2.45 kg/m'



7700 31

T PREČKA /
T PROFILE

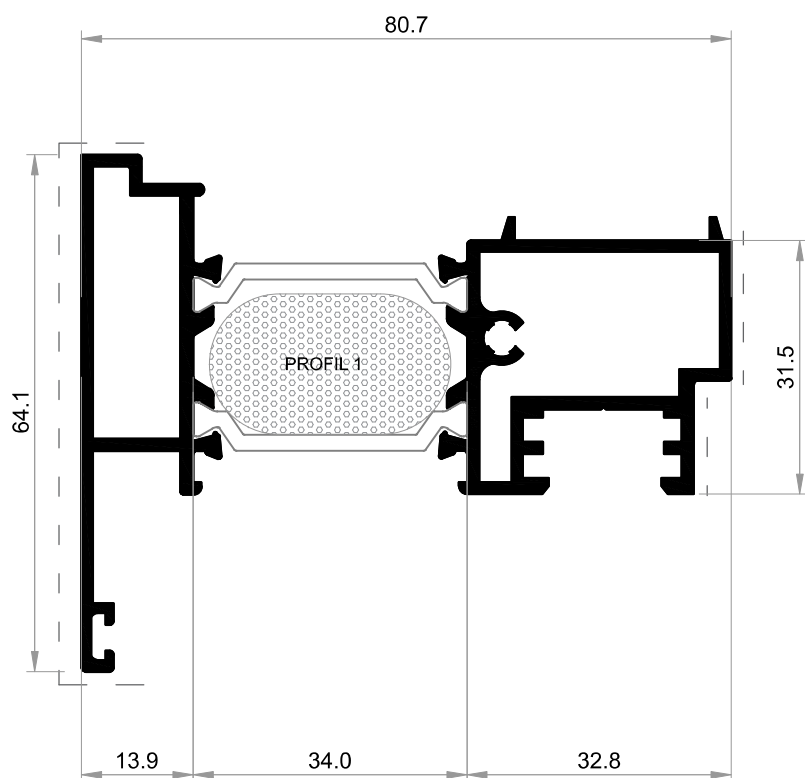
1.65 kg/m'



7700 32

T PREČKA /
T PROFILE

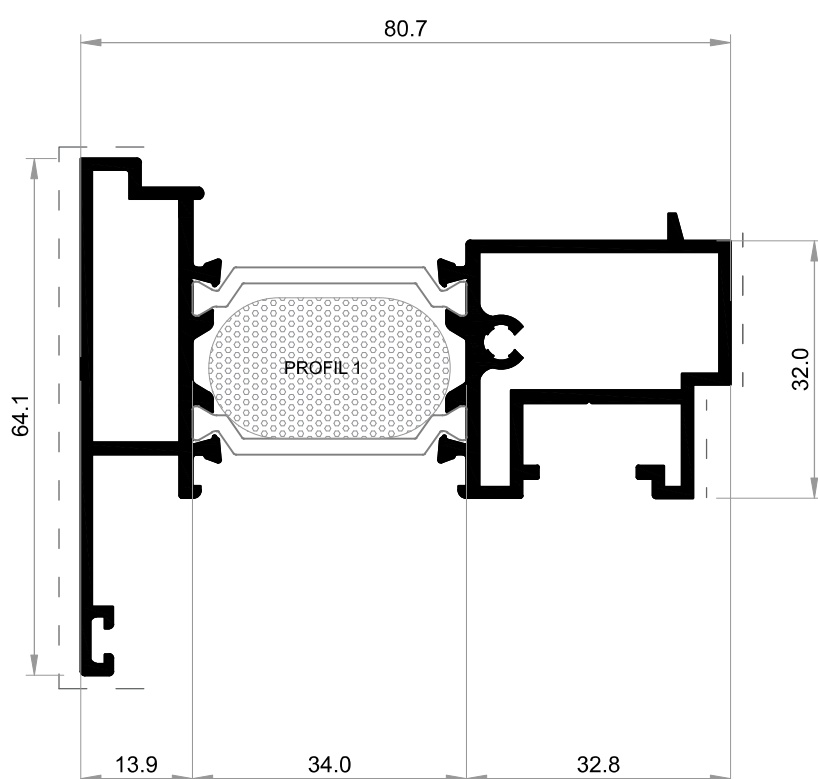
1.85 kg/m'



7700 41

SREDNJA DOPUNA /
CENTRAL RABBET

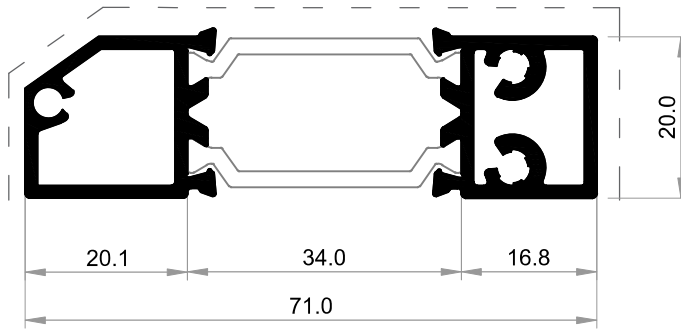
1.53kg/m'



7700 42

SREDNJA DOPUNA /
CENTRAL RABBET

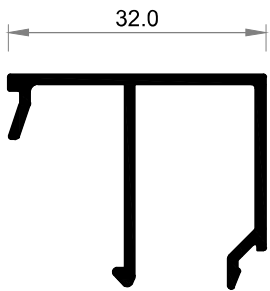
1.53 kg/m'



7700 50

PRAG /
WINDOW SILL

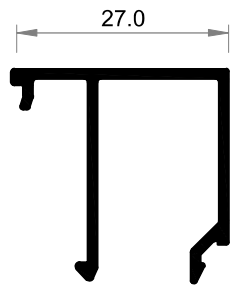
1,08 kg/m'



KL 32.1

LAJSNA / GLAZING BEAD

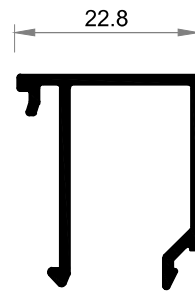
0,33 kg/m'



KL 27.1

LAJSNA / GLAZING BEAD


0,29 kg/m'



KL 23.1*

LAJSNA / GLAZING BEAD

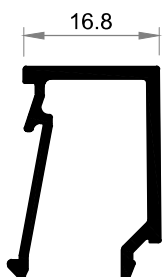
0,28 kg/m'



KL 20.1

LAJSNA / GLAZING BEAD


0,27 kg/m'



KL 17.1*

LAJSNA / GLAZING BEAD

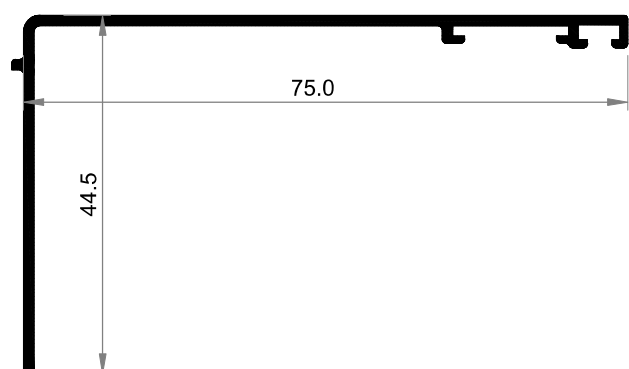
0,26 kg/m'



KL 13.1

LAJSNA / GLAZING BEAD

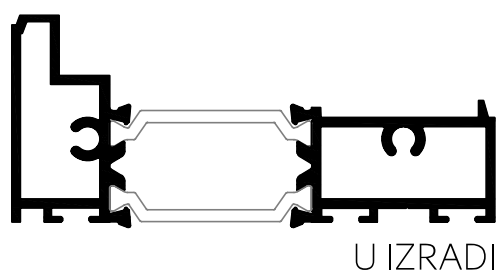
0,235 kg/m'



PR 75

PERVAJZ LAJSNA
3829

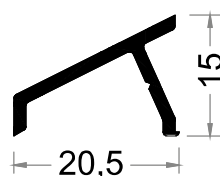
0.465 kg/m'



6700 60*

NOSAČ ČETKE

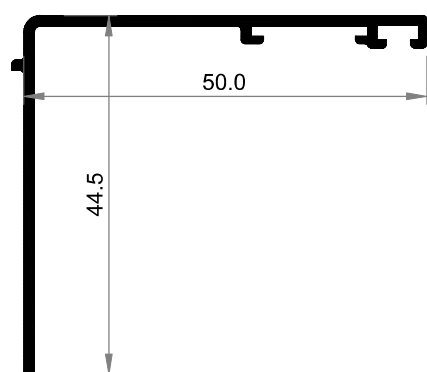
1.8 kg/m'



OK1

OKAPNICA

0.16 kg/m'



PR 50*

PERVAJZ LAJSNA
3828

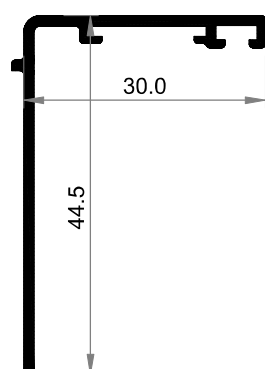
0.375 kg/m'



NČ2

NOSAČ ČETKE

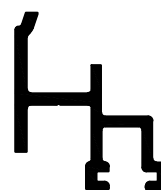
0.13 kg/m'



PR 30*

PERVAJZ LAJSNA
3827

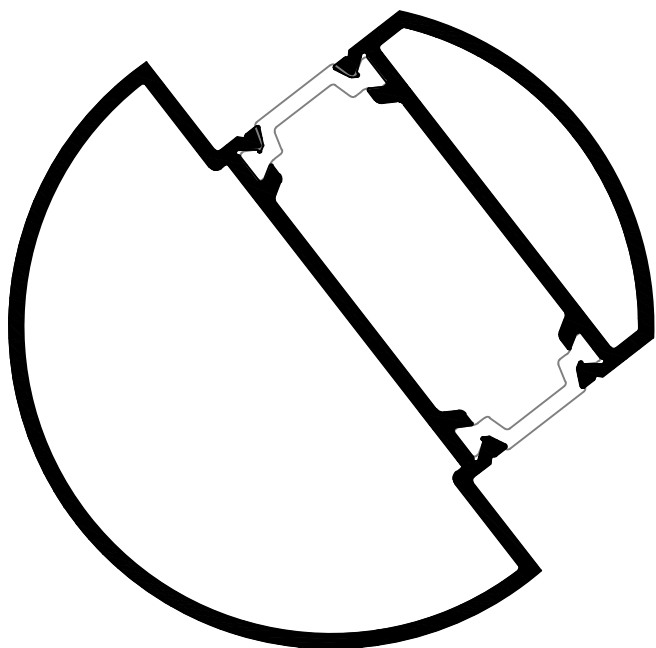
0.30 kg/m'



NČ1

NOSAČ ČETKE

0.23 kg/m'



UPR 7700
70-180*

UGRAO 90 / ANGLE90

1.700 kg/m'



UPR 1*

UGRAO 90 / ANGLE90

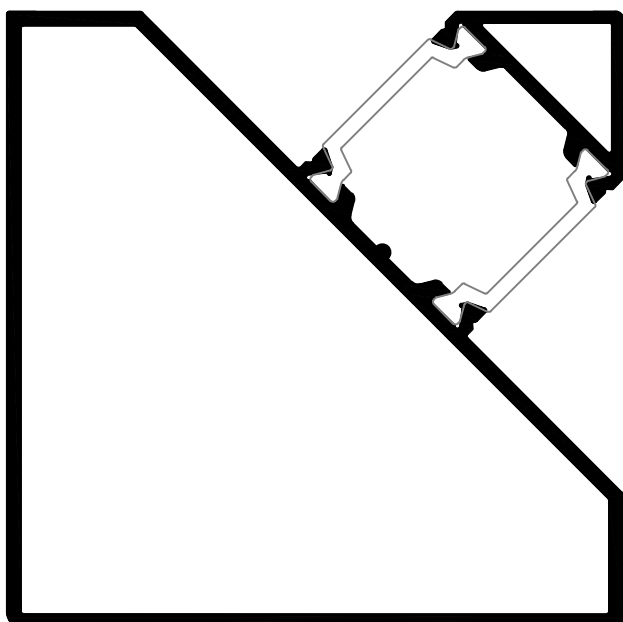
0.25 kg/m'



UPR 2*

UGRAO 90 / ANGLE90

0.17 kg/m'

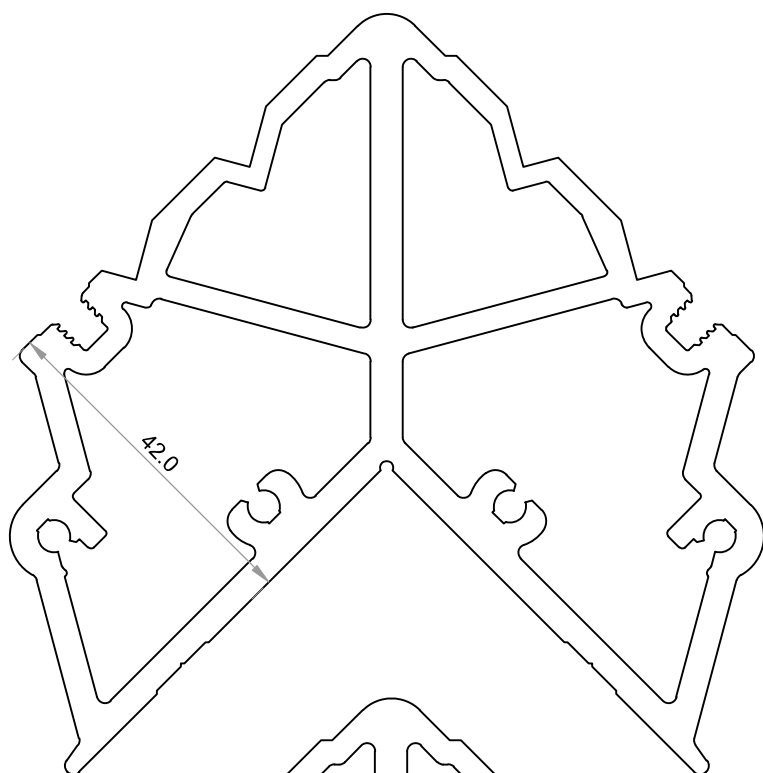


UPR 7700 90*

UGRAO 90 / ANGLE90

1,57 kg/m'

*samo po porudžbini / Only by order




T 42-12
T 42-25
T 42-31

1006

PROFIL SPOJNICE /
JOINT CORNER PROFILE

4.35 kg/m'

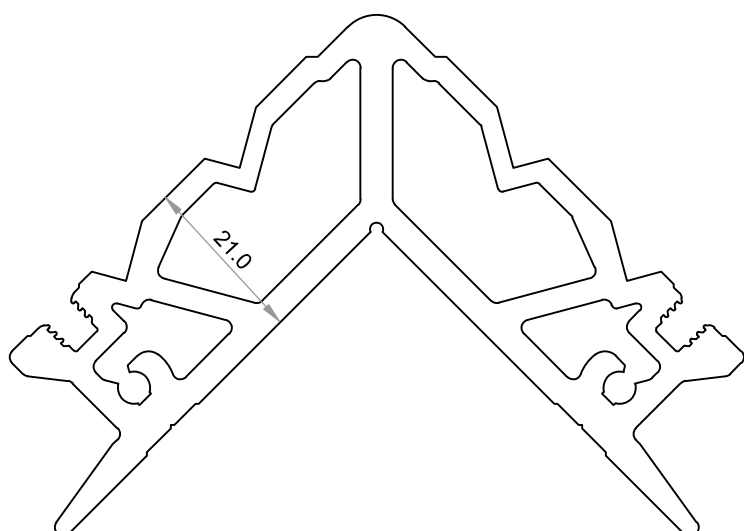


T 30-13

1005

PROFIL SPOJNICE /
JOINT CORNER PROFILE

3.78 kg/m'

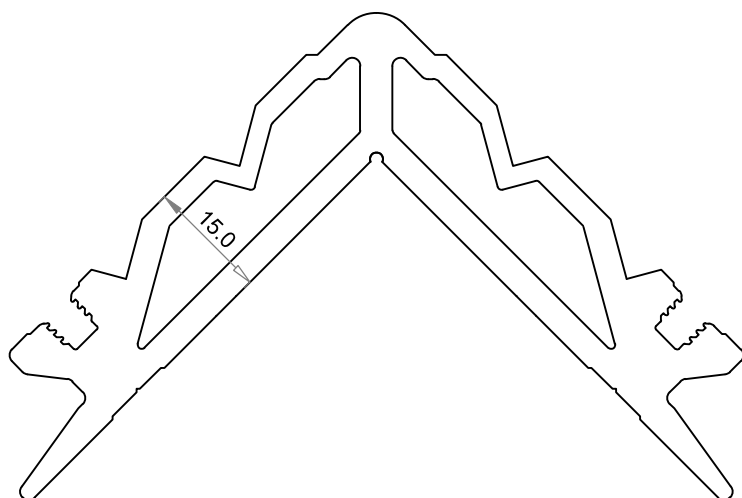


T 21-11
T 21-25
T 21-26
T 21-31

1004

PROFIL SPOJNICE /
JOINT CORNER PROFILE

2.90 kg/m'

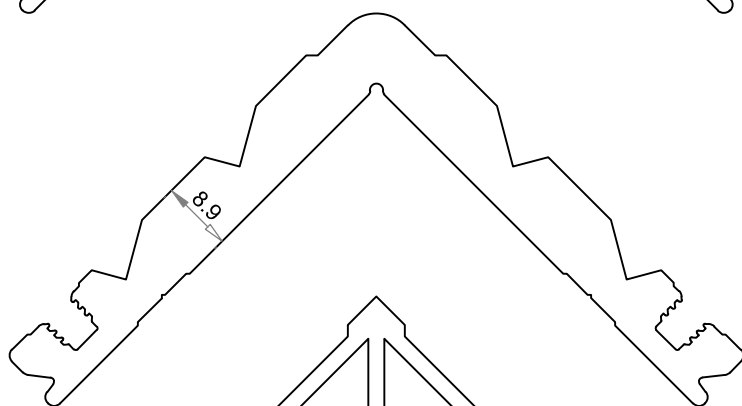


T 15-31

K1005

PROFIL SPOJNICE
JOINT CORNER PROFILE

2,64 kg/m'

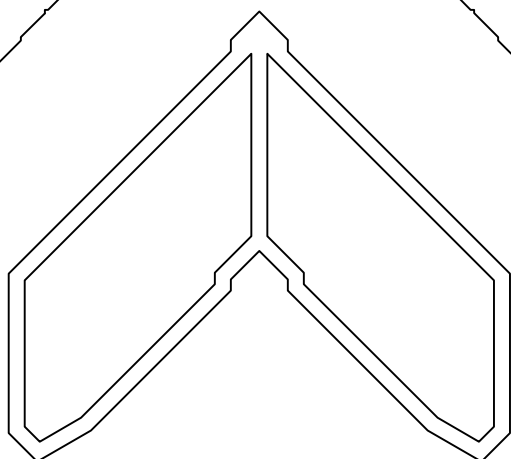


T 9-13

1012

PROFIL SPOJNICE
JOINT CORNER PROFILE

2,37 kg/m'



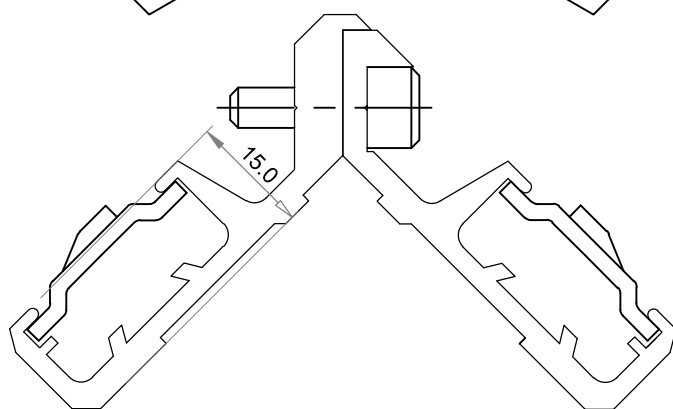
D 21.1

D 21.2

K1364

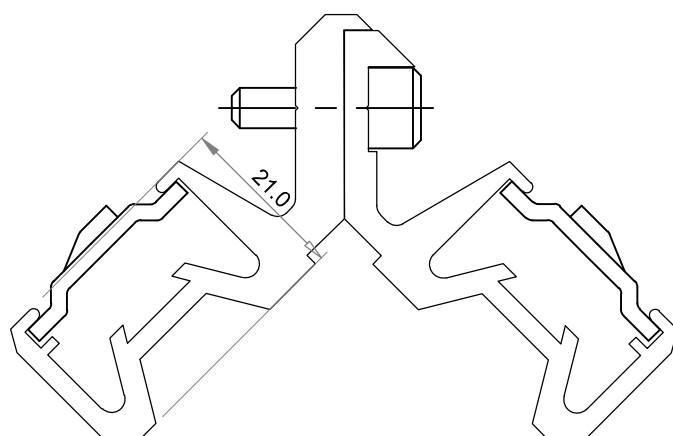
PROFIL SPOJNICE
JOINT CORNER PROFILE

1.350 kg/m'



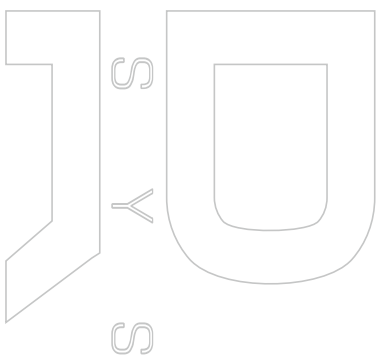
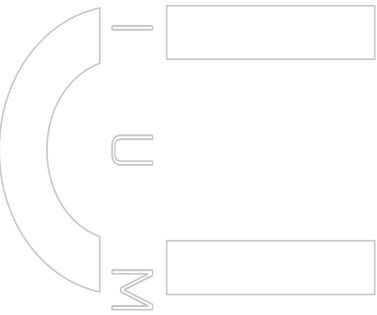
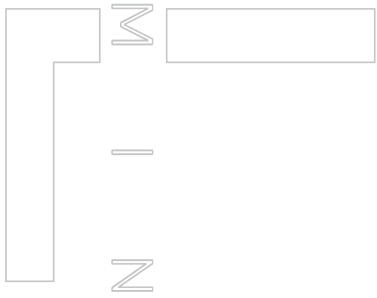
PROFIL SPOJNICE
JOINT CORNER PROFILE

MS 15,1(31mm)
MS 15,2(44mm)



PROFIL SPOJNICE
JOINT CORNER PROFILE

MS 21,1(31mm)
MS 21,2(25mm)



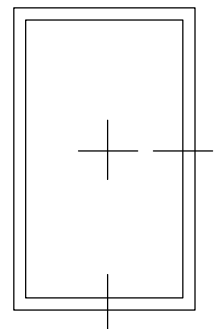
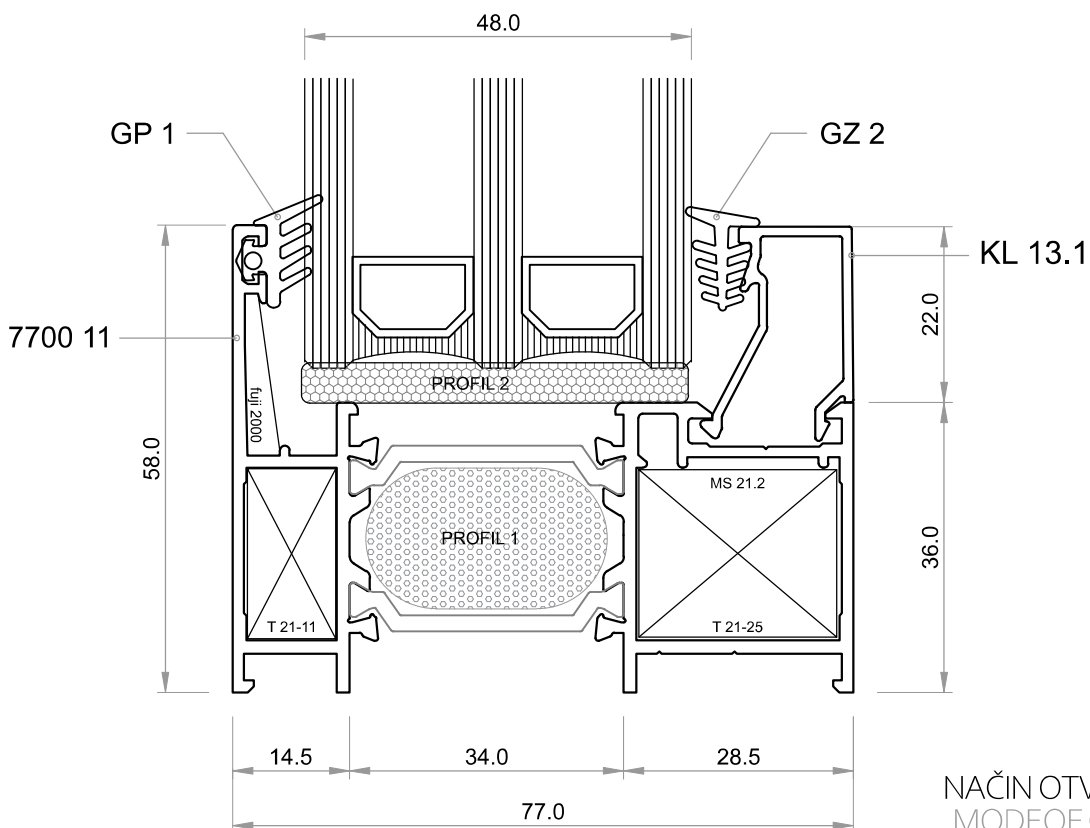
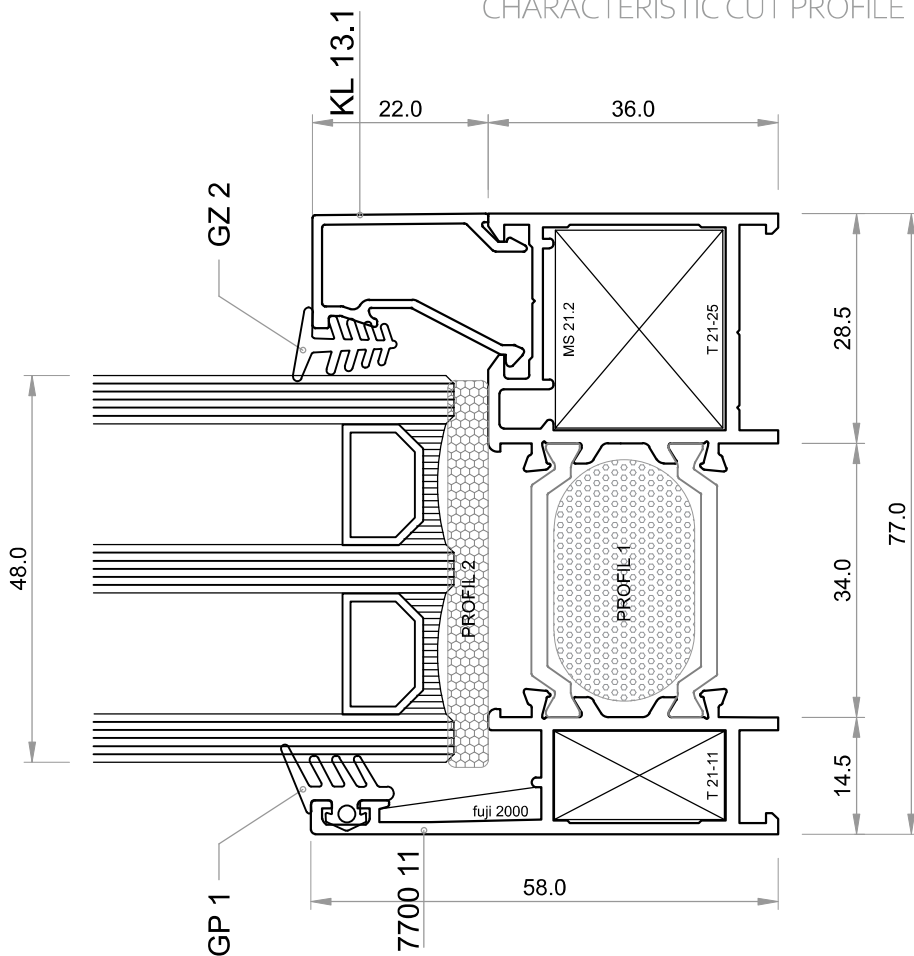
D SEGMENT

DETALJI ELEMENATA

DETAILS OF ELEMENTS

KARAKTERISTIČAN PRESEK PROFILA
CHARACTERISTIC CUT PROFILE

DETALJ / DETAIL
1

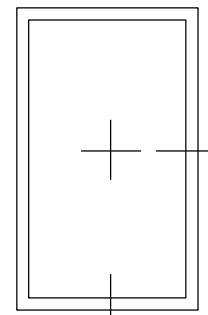
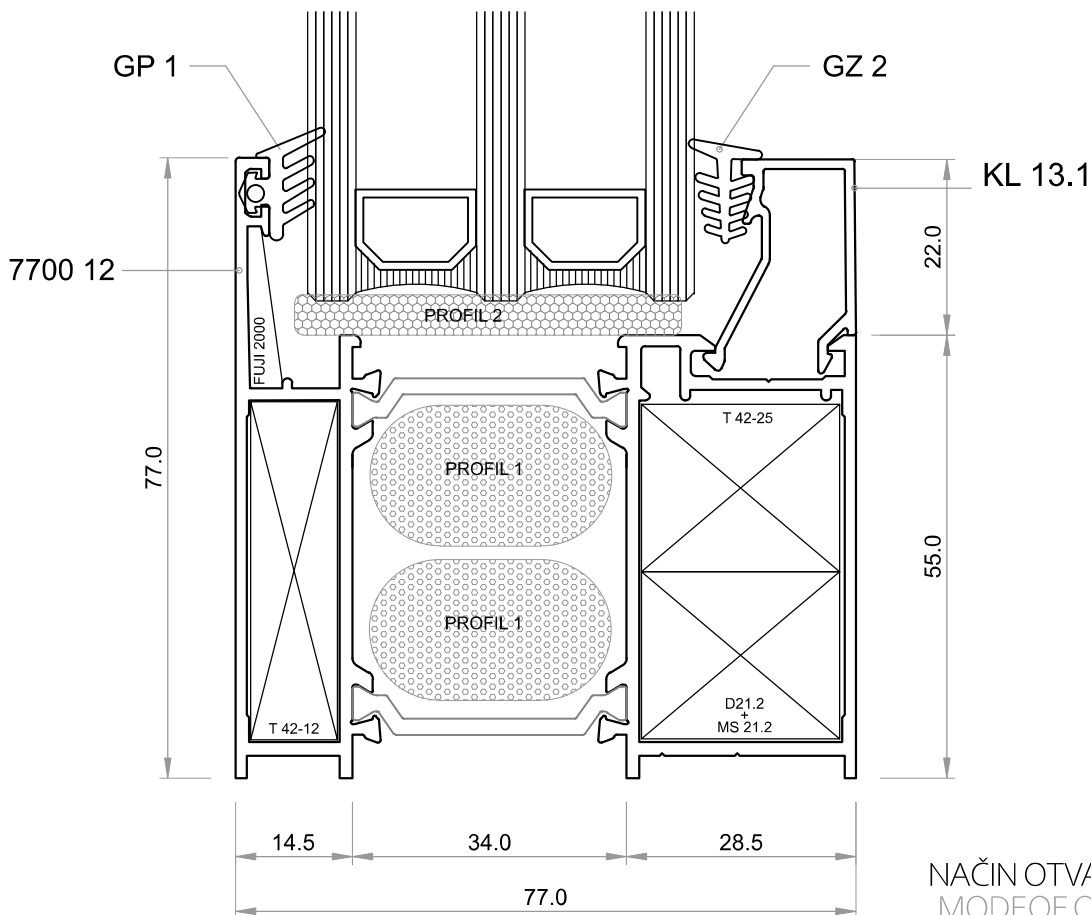
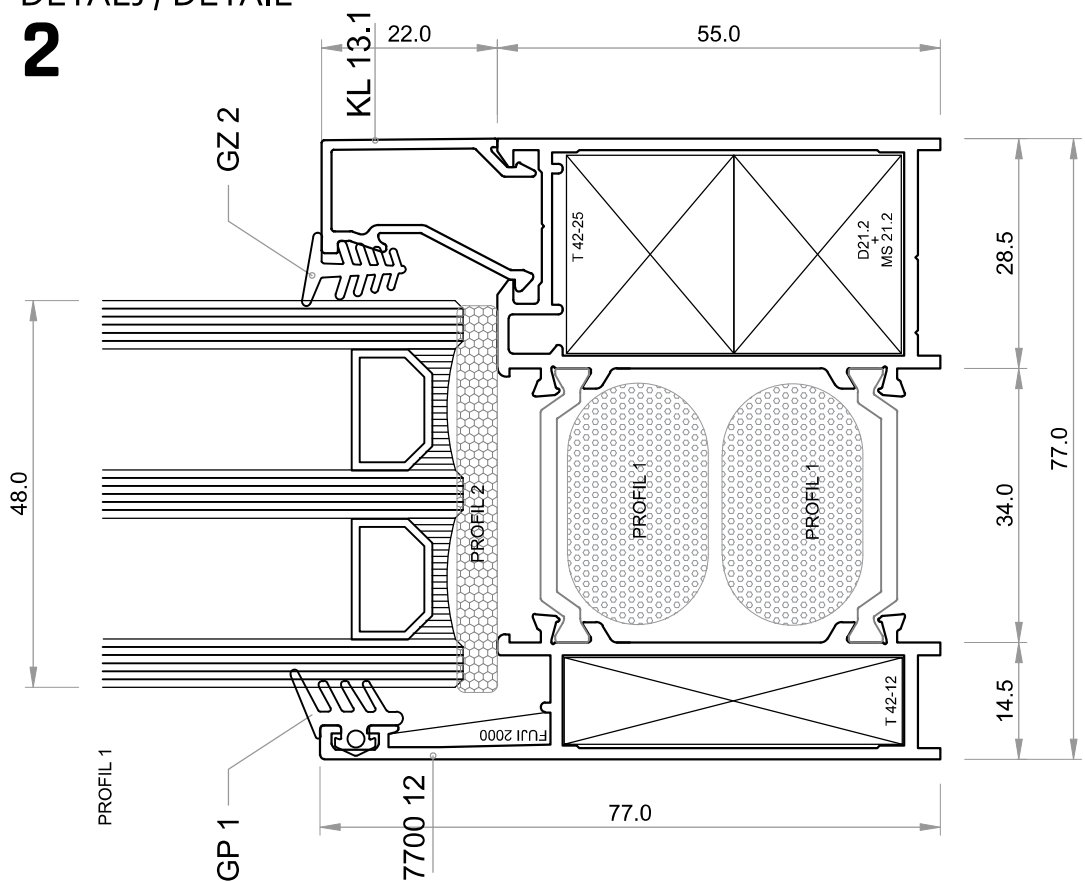


NAČIN OTVARANJA ELEMENATA
MODE OF OPENING ELEMENTS

DETALJ / DETAIL

2

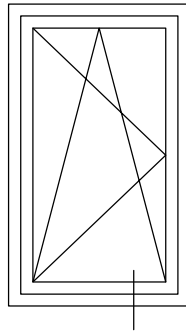
KARAKTERISTIČAN PRESEK PROFILA
CHARACTERISTIC CUT PROFILE



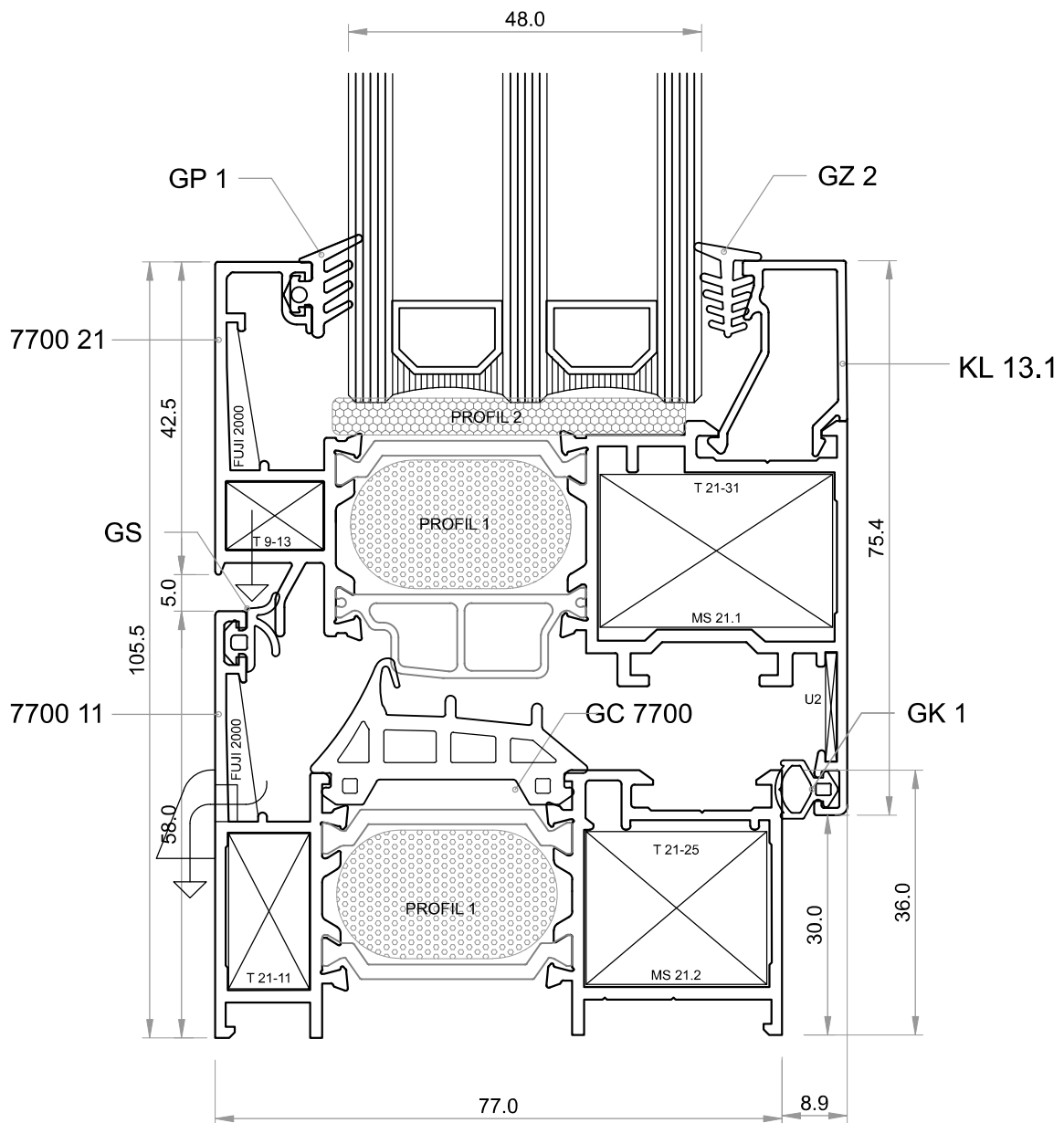
NAČIN OTVARANJA ELEMENATA
MODE OF OPENING ELEMENTS

NAČIN OTVARANJA ELEMENATA
MODE OF OPENING ELEMENTS

DETALJ / DETAIL
3



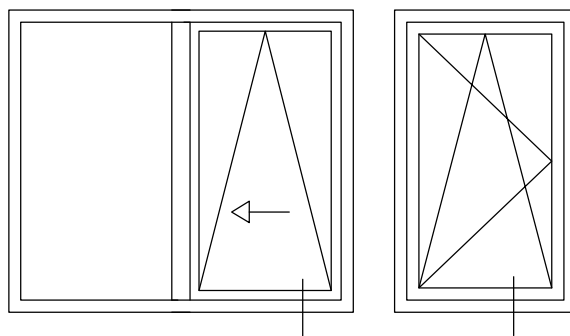
KARAKTERISTIČAN PRESEK PROFILA
CHARACTERISTIC CUT PROFILE



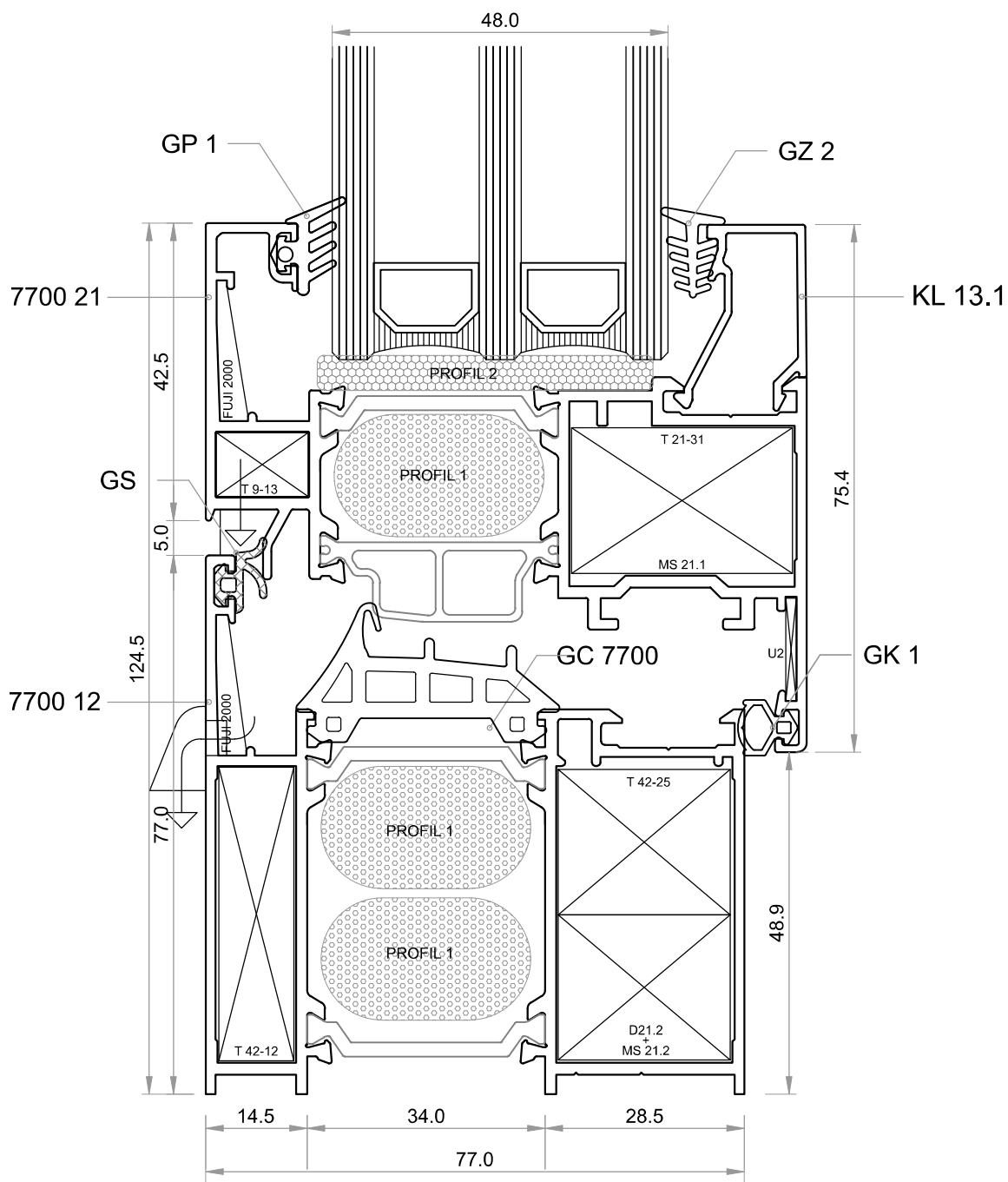
DETALJ / DETAIL

4

NAČIN OTVARANJA ELEMENATA
 MODE OF OPENING ELEMENTS

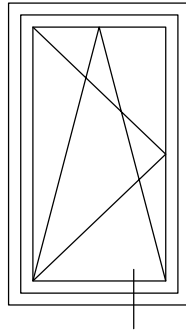


KARAKTERISTIČAN PRESEK PROFILA
 CHARACTERISTIC CUT PROFILE

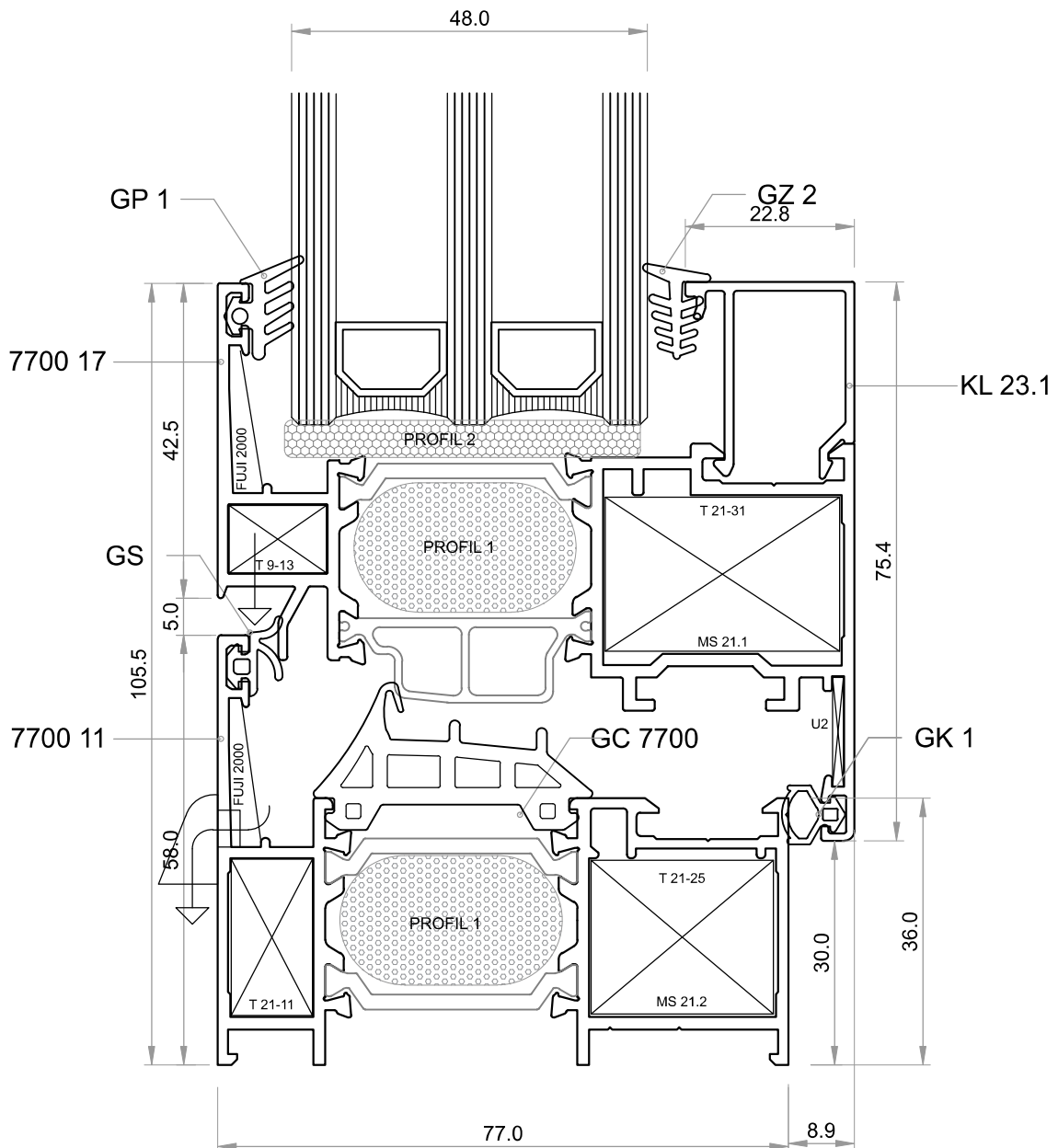


NAČIN OTVARANJA ELEMENATA
MODE OF OPENING ELEMENTS

DETALJ / DETAIL
5



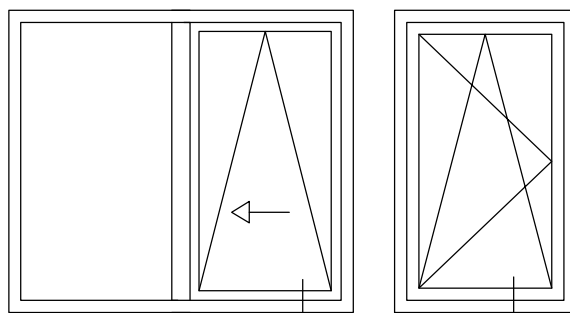
KARAKTERISTIČAN PRESEK PROFILA
CHARACTERISTIC CUT PROFILE



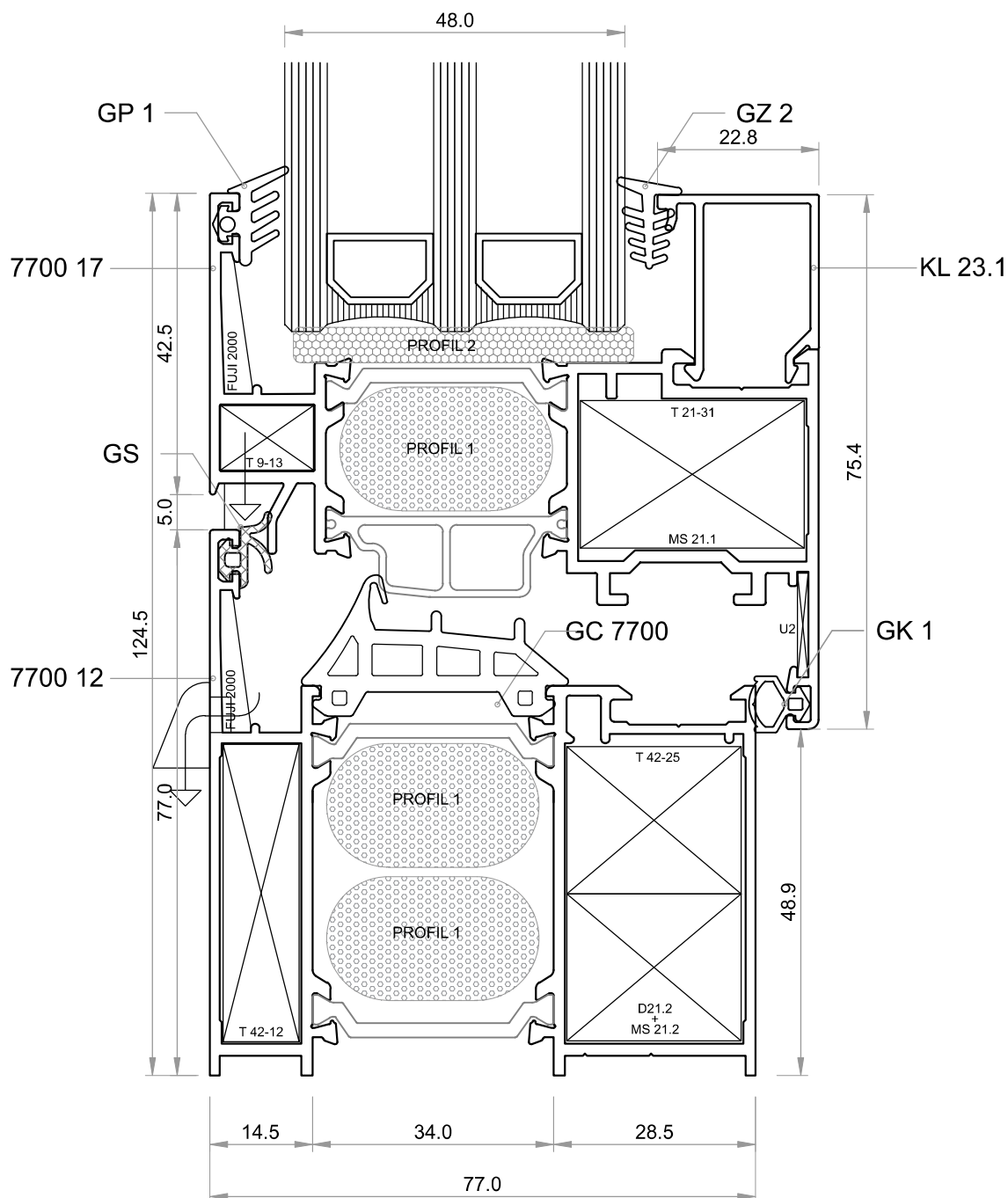
DETALJ / DETAIL

6

NAČIN OTVARANJA ELEMENATA
 MODE OF OPENING ELEMENTS

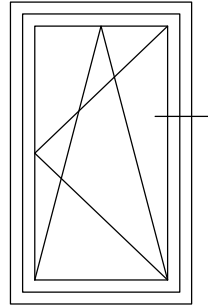


KARAKTERISTIČAN PRESEK PROFILA
 CHARACTERISTIC CUT PROFILE

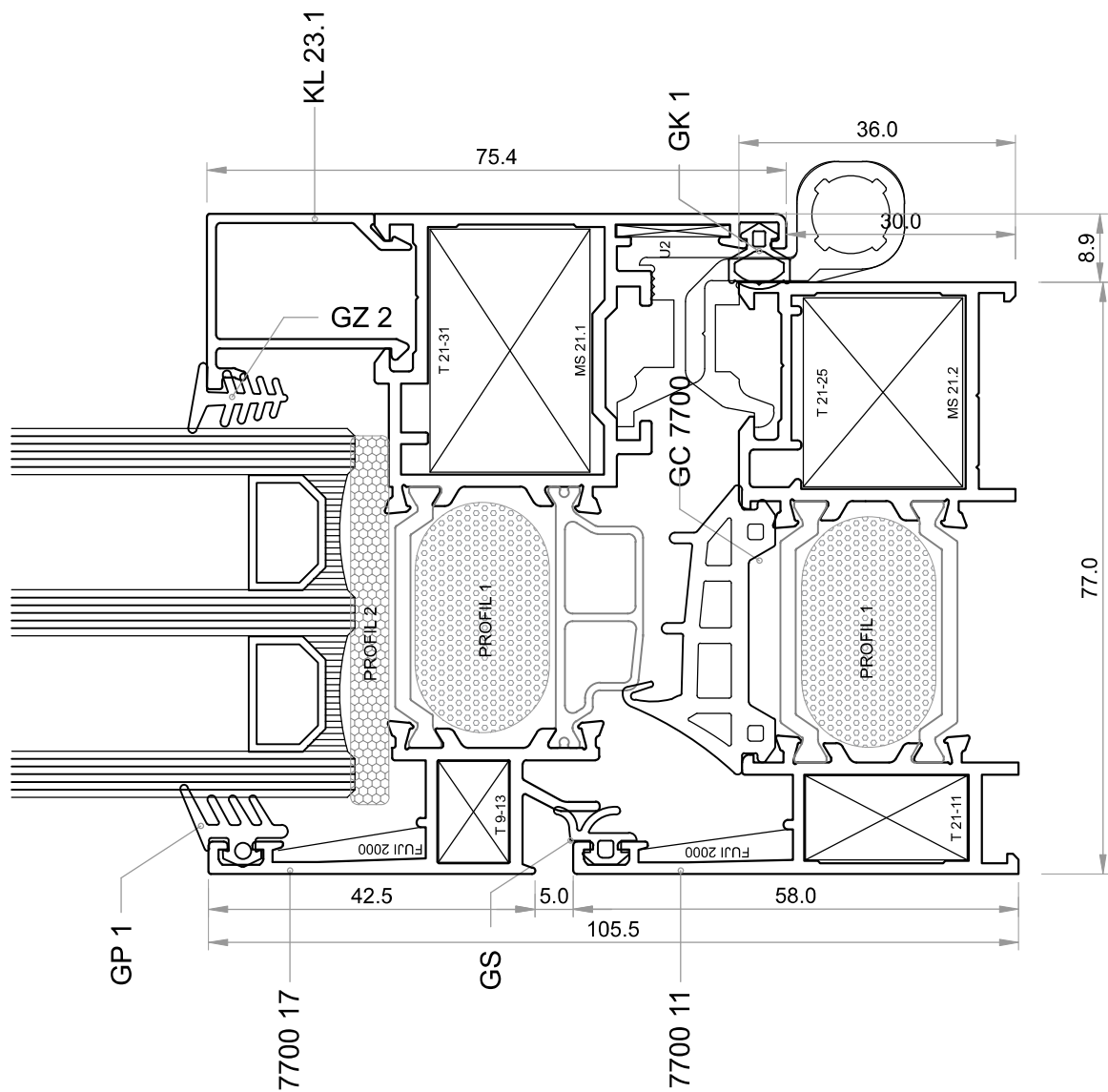


NAČIN OTVARANJA ELEMENATA
MODE OF OPENING ELEMENTS

DETALJ / DETAIL
7



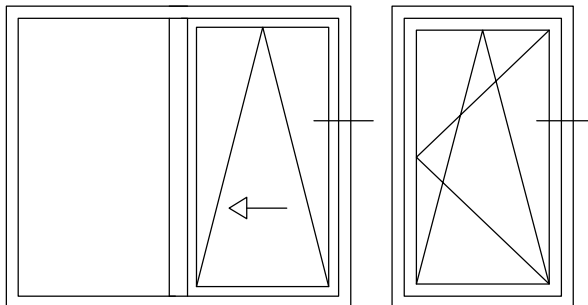
KARAKTERISTIČAN PRESEK PROFILA
CHARACTERISTIC CUT PROFILE



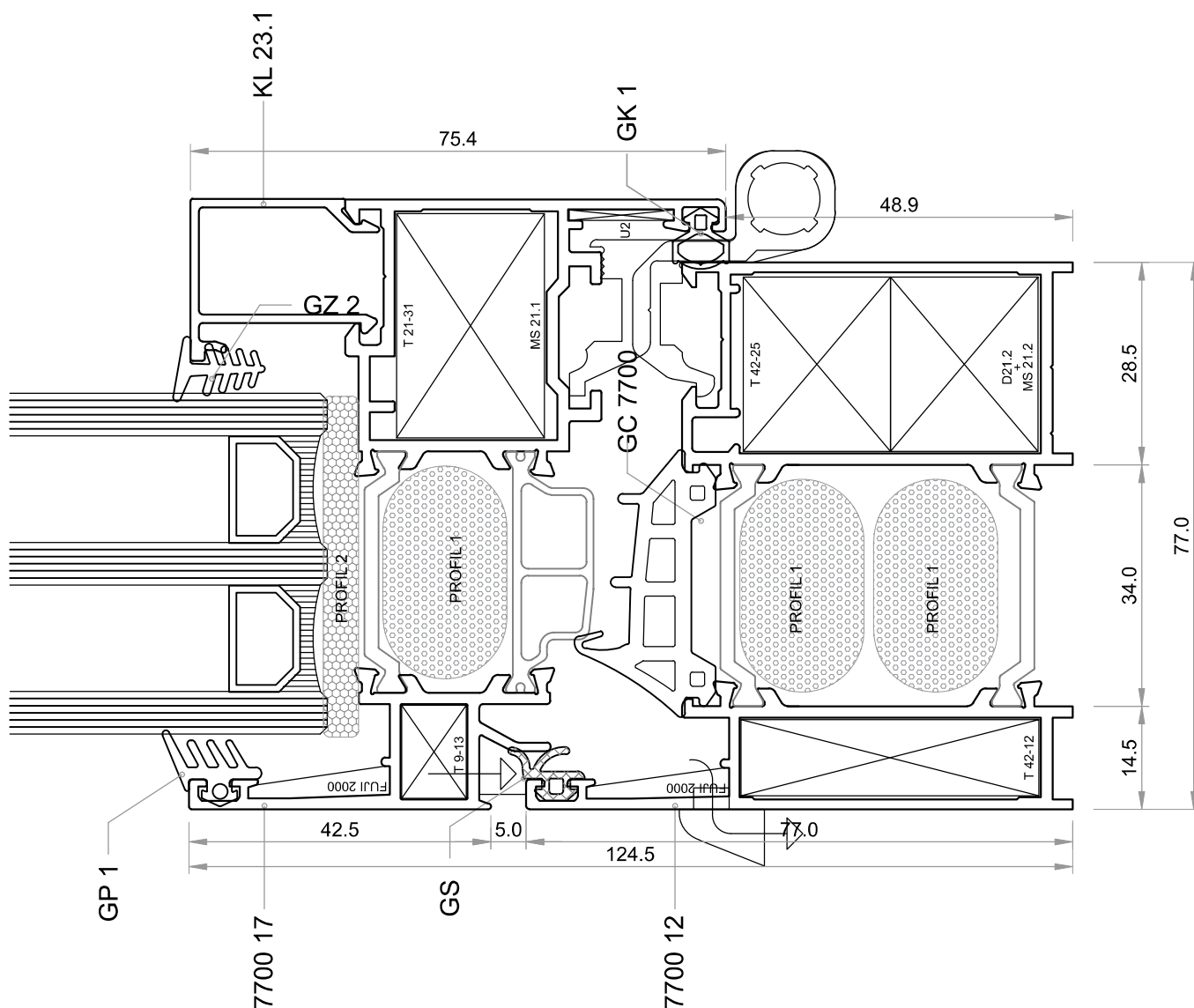
DETALJ / DETAIL

8

NAČIN OTVARANJA ELEMENATA
MODE OF OPENING ELEMENTS



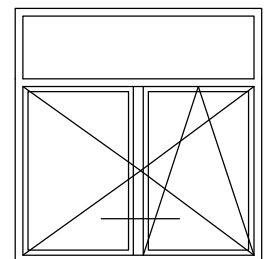
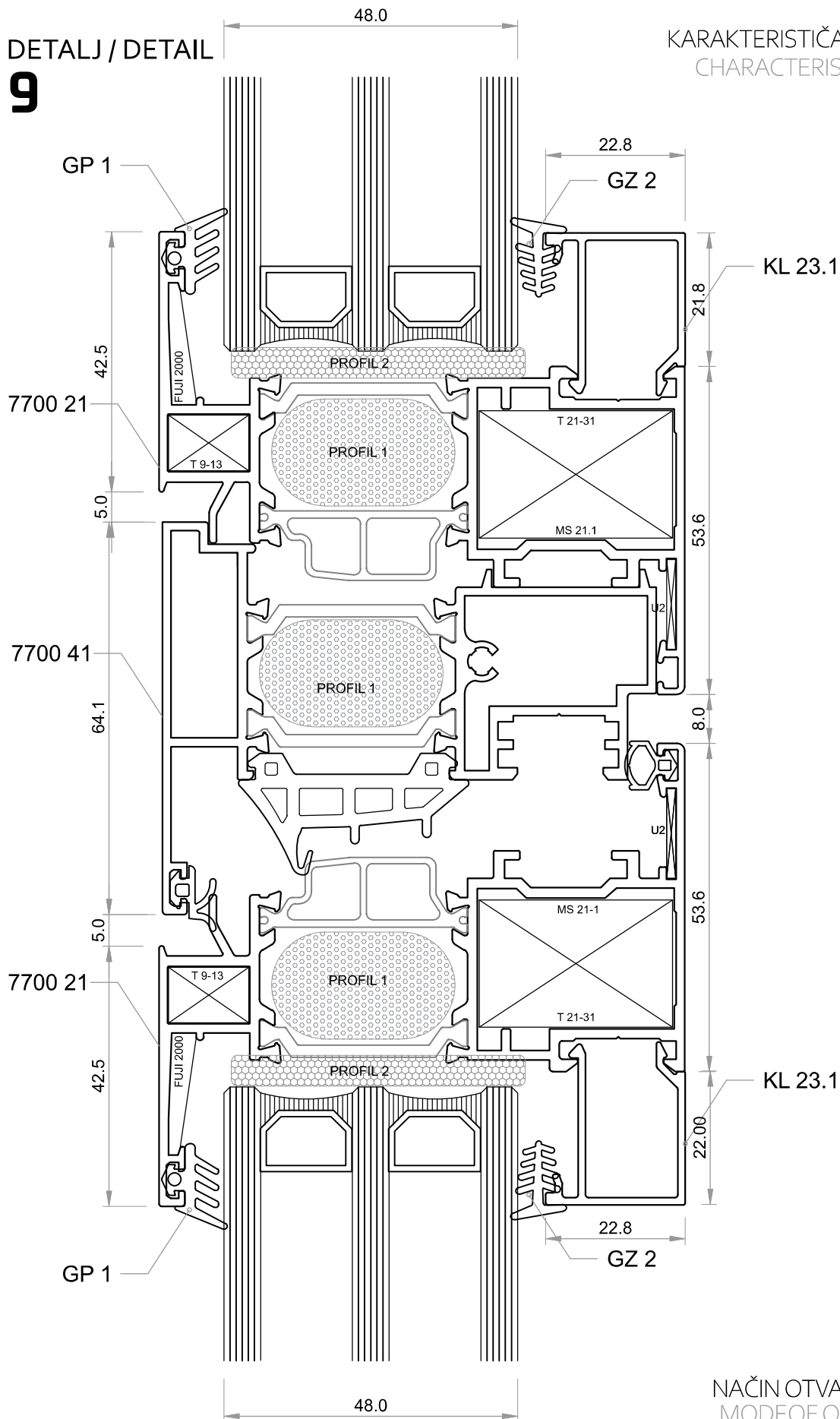
KARAKTERISTIČAN PRESEK PROFILA
CHARACTERISTIC CUT PROFILE



DETALJ / DETAIL

9

KARAKTERISTIČAN PRESEK PROFILA
CHARACTERISTIC CUT PROFILE

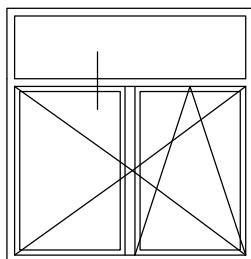


NAČIN OTVARANJA ELEMENATA
MODE OF OPENING ELEMENTS

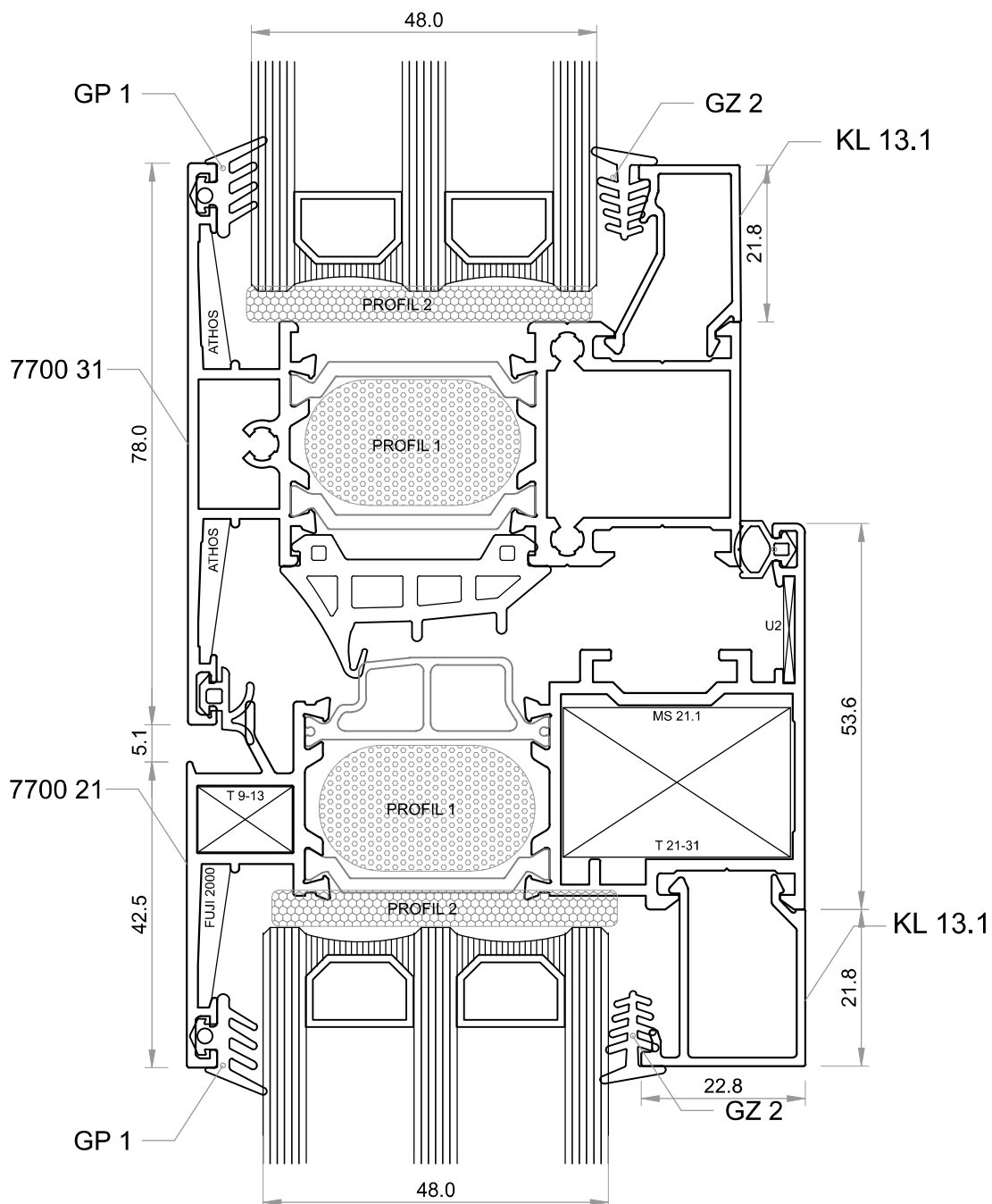
DETALJ / DETAIL

10

NAČIN OTVARANJA ELEMENATA
MODE OF OPENING ELEMENTS

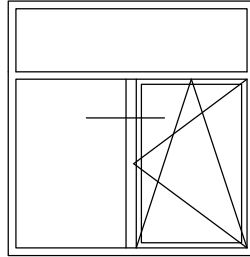


KARAKTERISTIČAN PRESEK PROFILA
CHARACTERISTIC CUT PROFILE

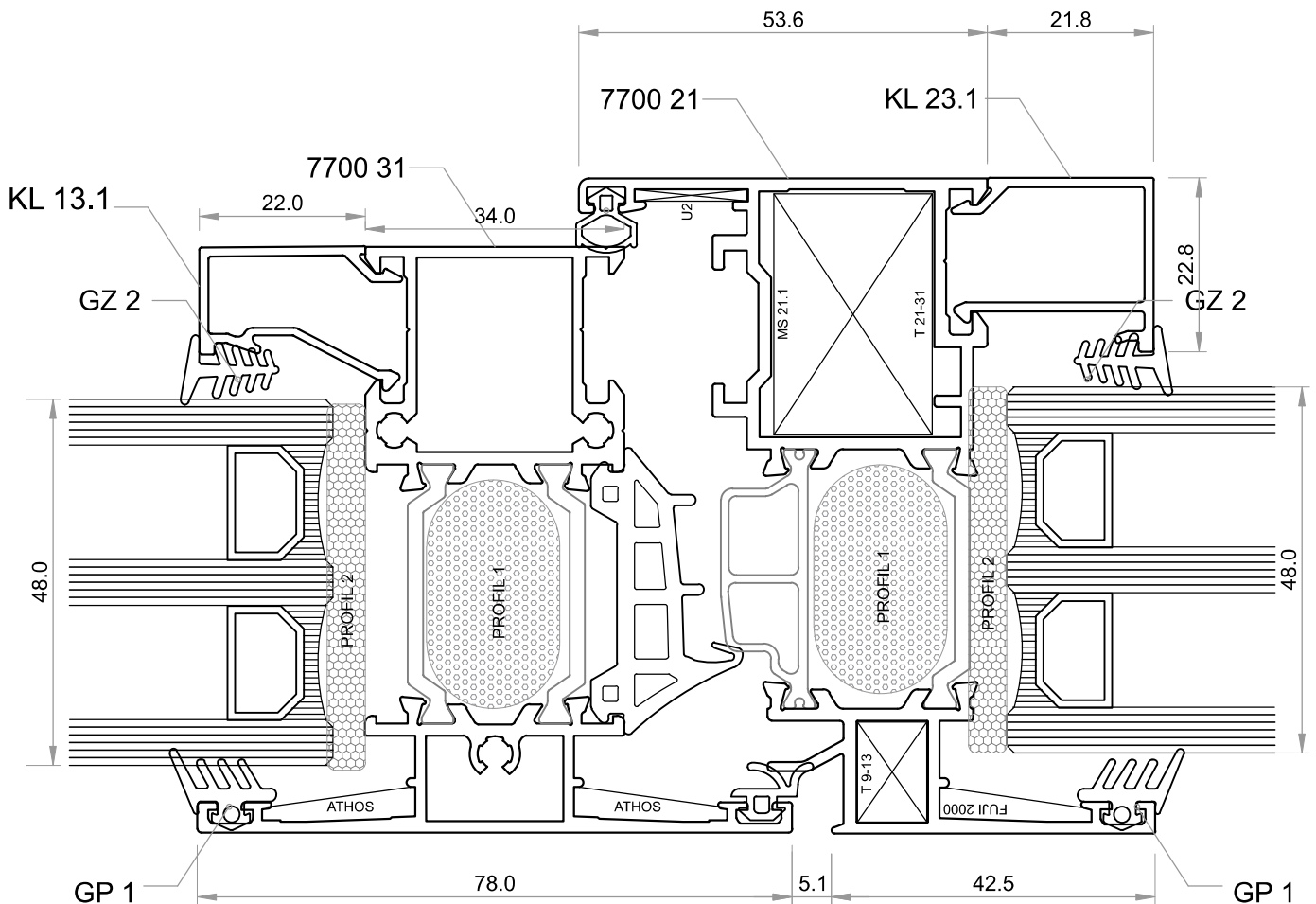


NAČIN OTVARANJA ELEMENATA
MODE OF OPENING ELEMENTS

DETALJ / DETAIL
11



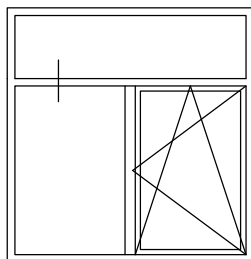
KARAKTERISTIČAN PRESEK PROFILA
CHARACTERISTIC CUT PROFILE



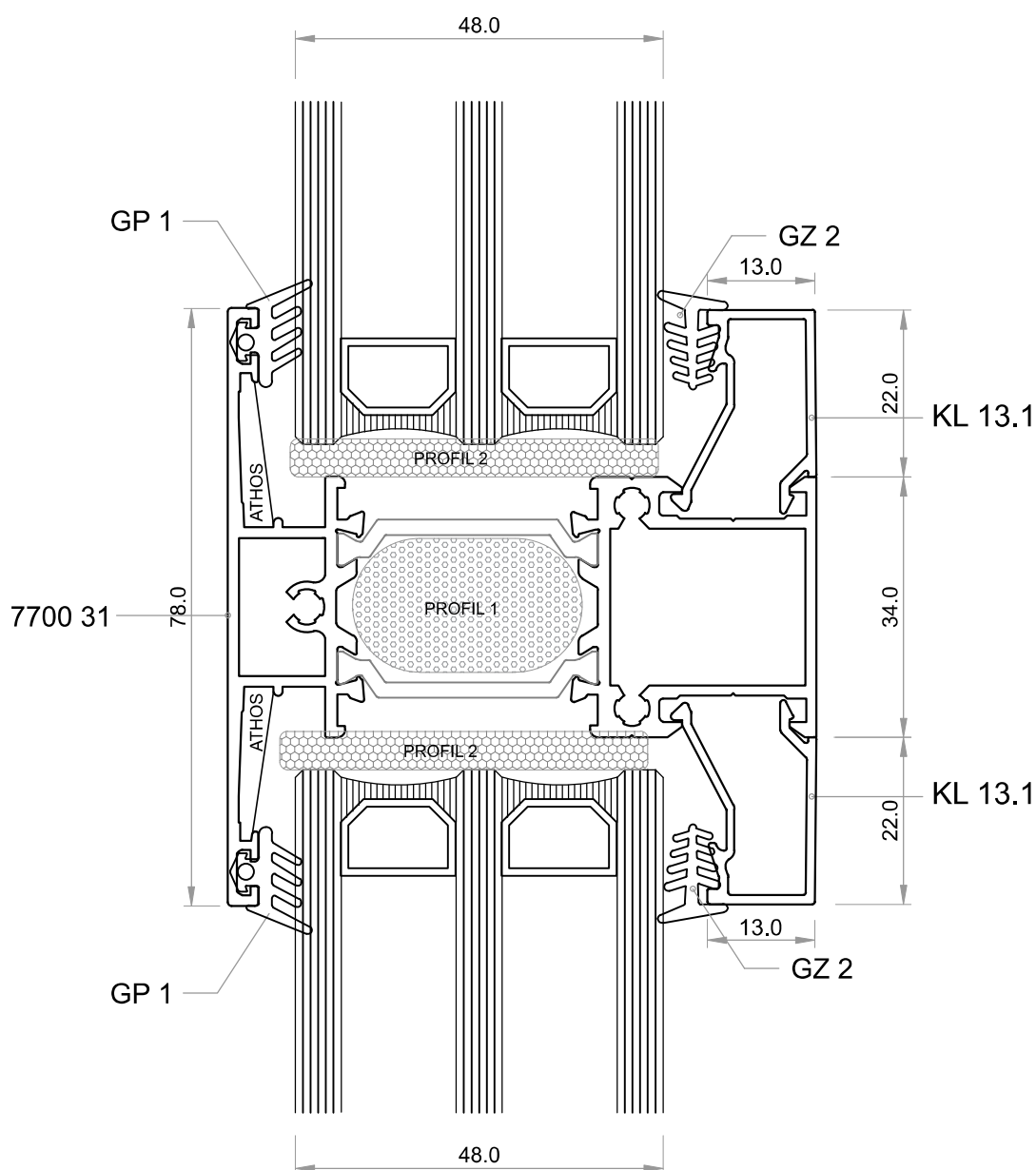
DETALJ / DETAIL

12

NAČIN OTVARANJA ELEMENATA
MODE OF OPENING ELEMENTS

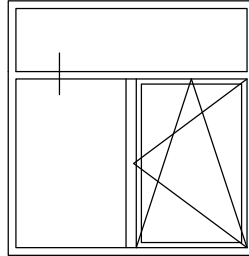


KARAKTERISTIČAN PRESEK PROFILA
CHARACTERISTIC CUT PROFILE

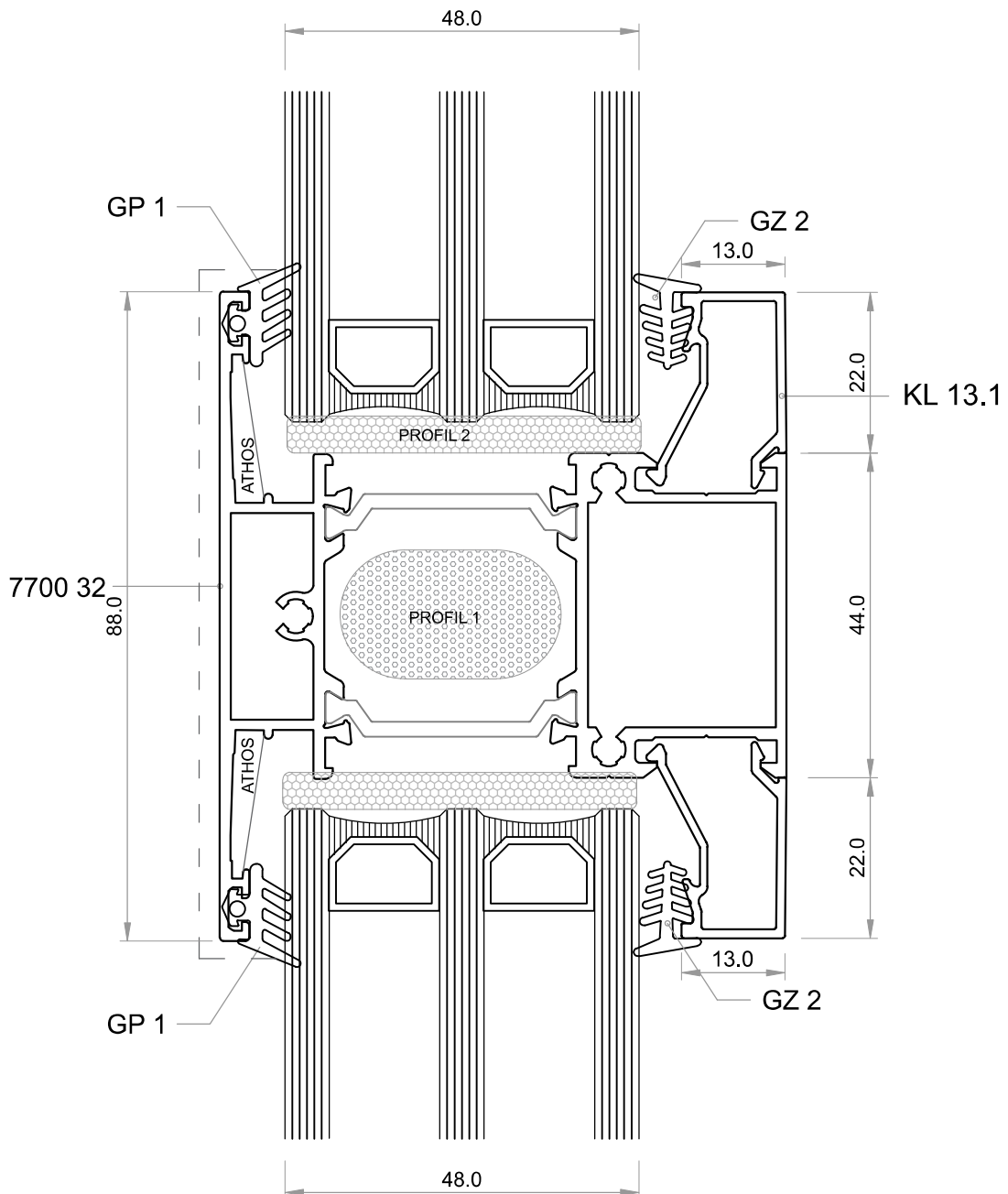


NAČIN OTVARANJA ELEMENATA
MODE OF OPENING ELEMENTS

DETALJ / DETAIL
13



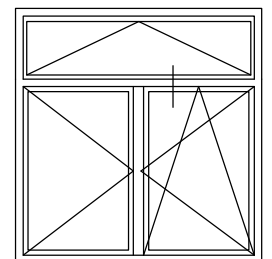
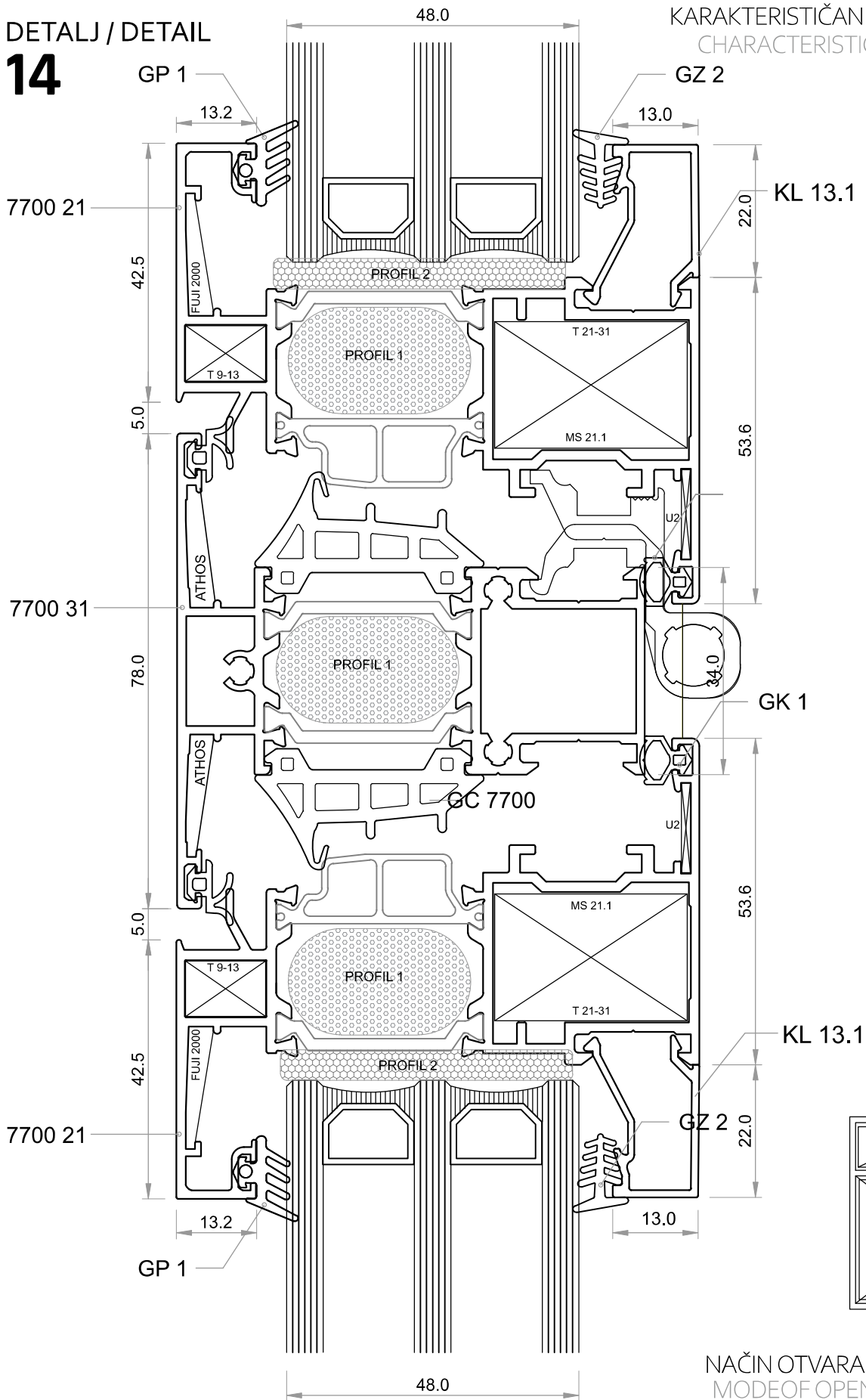
KARAKTERISTIČAN PRESEK PROFILA
CHARACTERISTIC CUT PROFILE



DETALJ / DETAIL

14

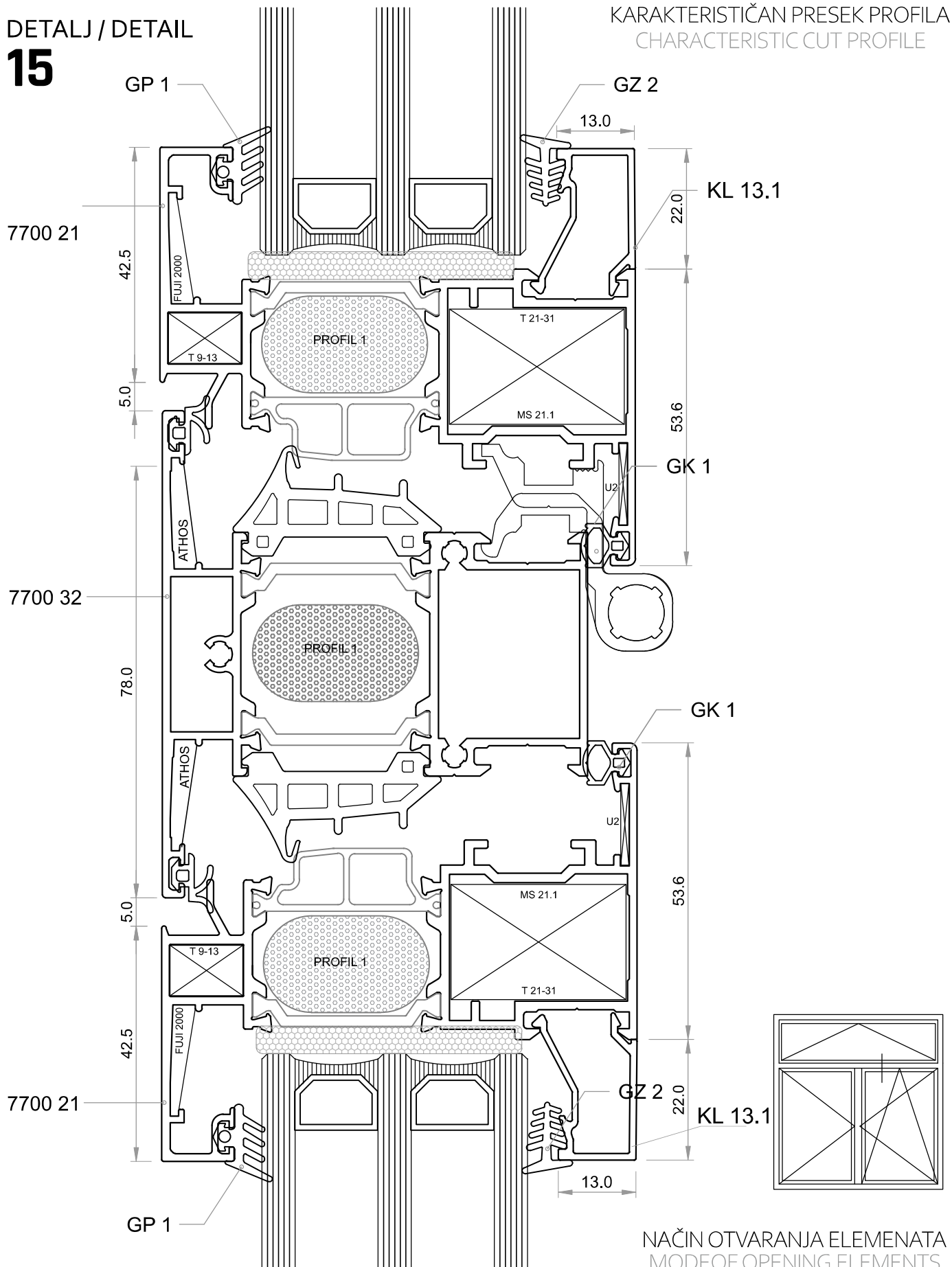
KARAKTERISTIČAN PRESEK PROFILA
CHARACTERISTIC CUT PROFILE



NAČIN OTVARANJA ELEMENATA
MODE OF OPENING ELEMENTS

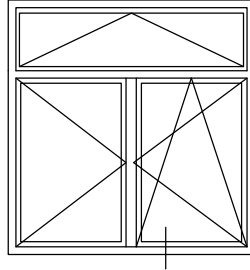
DETALJ / DETAIL
15

KARAKTERISTIČAN PRESEK PROFILA
CHARACTERISTIC CUT PROFILE

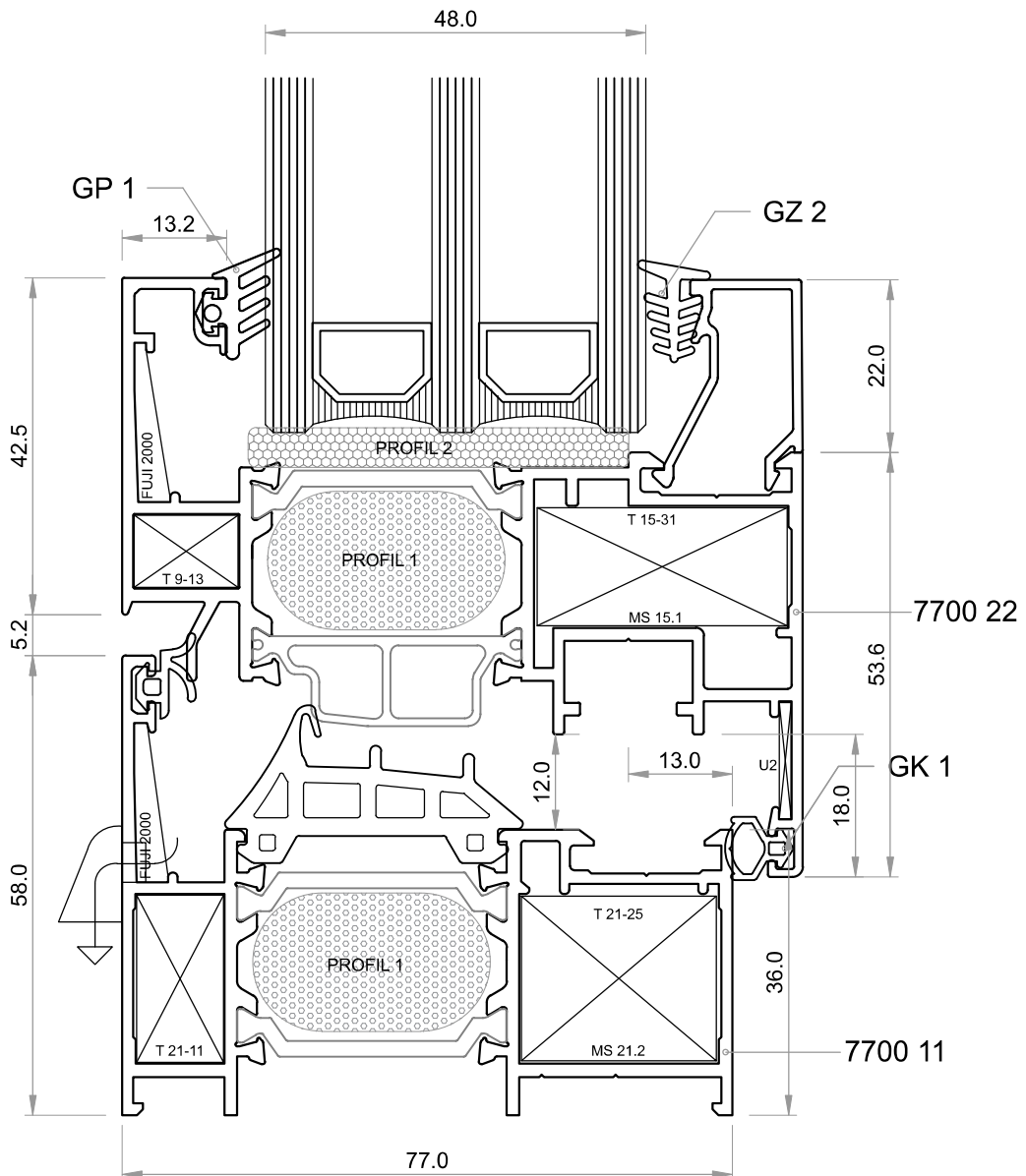


DETALJ / DETAIL
16

NAČIN OTVARANJA ELEMENATA
 MODE OF OPENING ELEMENTS

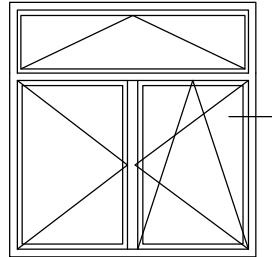


KARAKTERISTIČAN PRESEK PROFILA
 CHARACTERISTIC CUT PROFILE

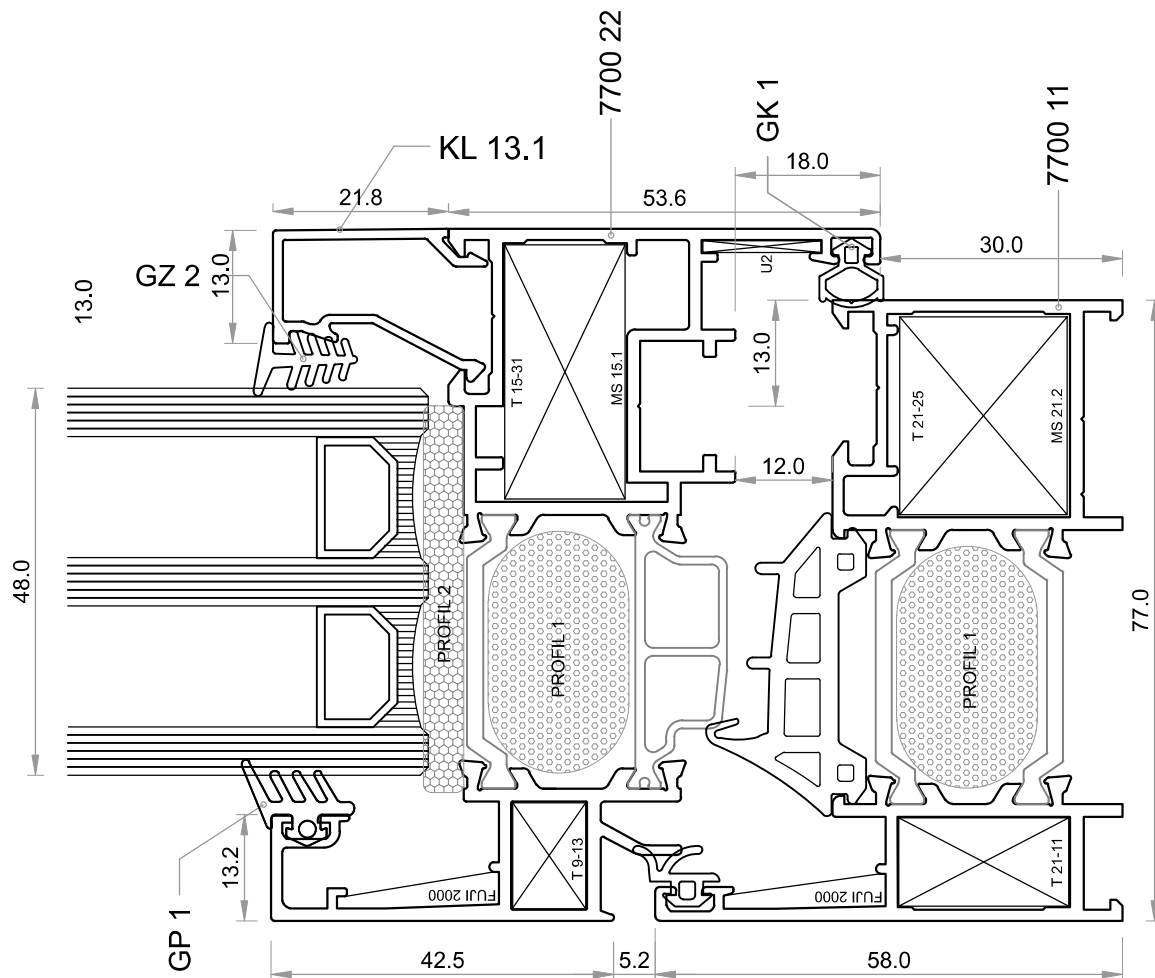


NAČIN OTVARANJA ELEMENATA
MODE OF OPENING ELEMENTS

DETALJ / DETAIL
17

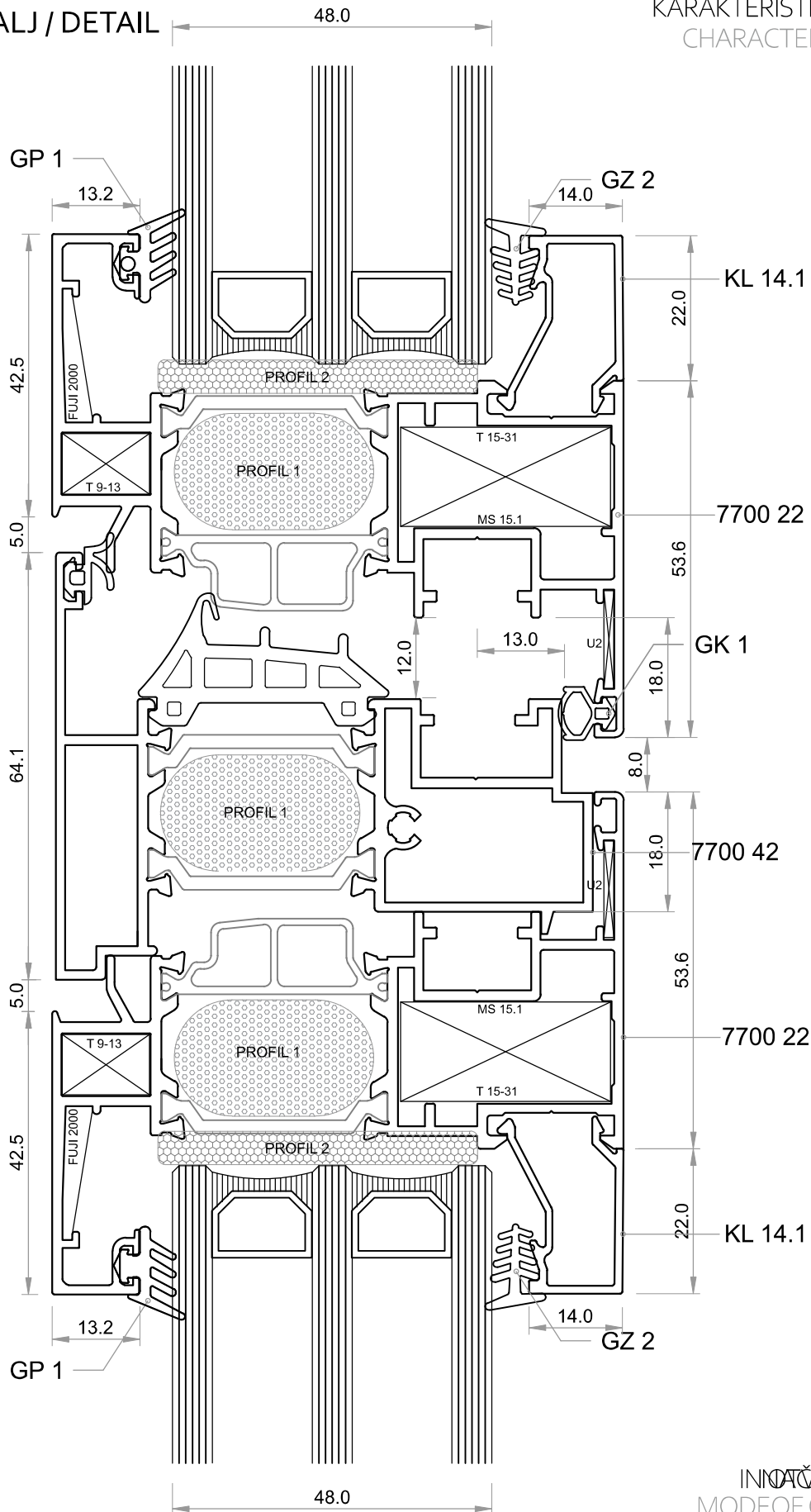


KARAKTERISTIČAN PRESEK PROFILA
CHARACTERISTIC CUT PROFILE



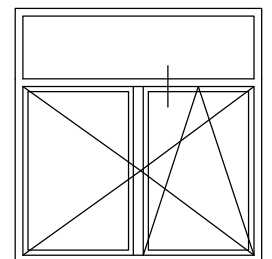
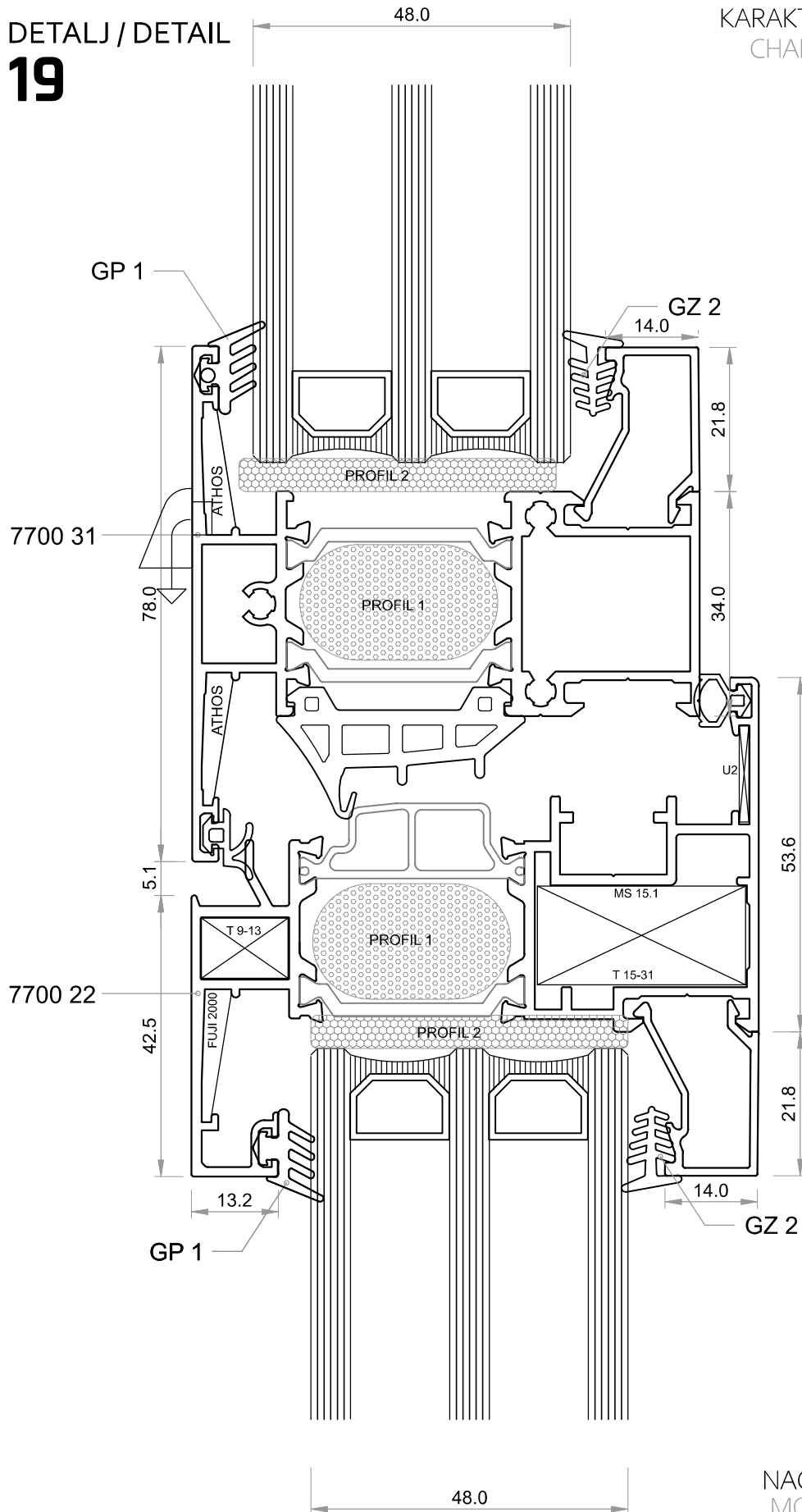
DETALJ / DETAIL
18

KARAKTERISTIČAN PRESEK PROFILA
CHARACTERISTIC CUT PROFILE



DETALJ / DETAIL
19

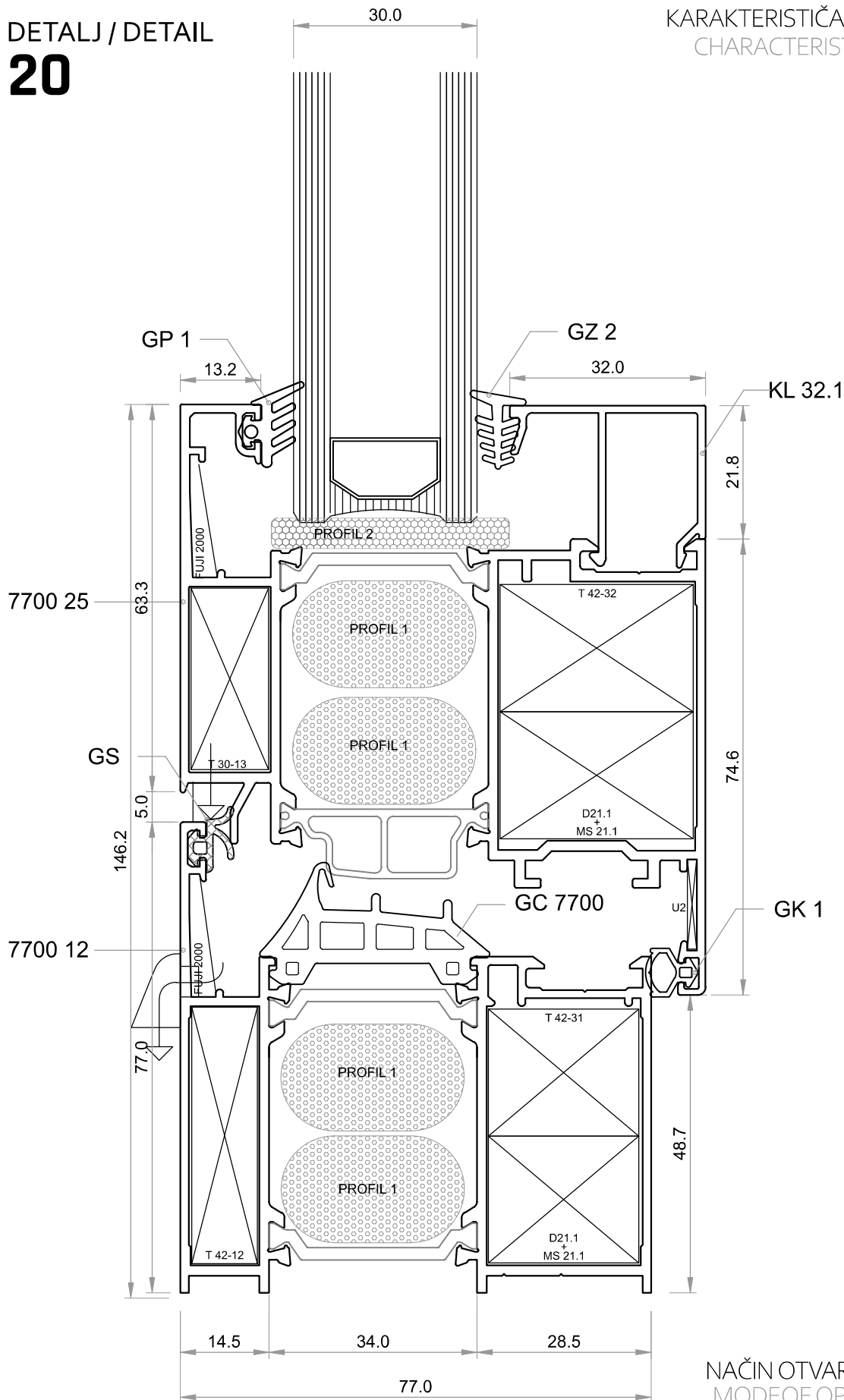
KARAKTERISTIČAN PRESEK PROFILA
CHARACTERISTIC CUT PROFILE



NAČIN OTVARANJA ELEMENATA
MODE OF OPENING ELEMENTS

DETALJ / DETAIL
20

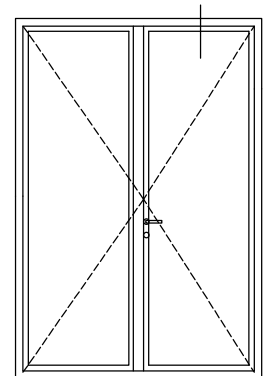
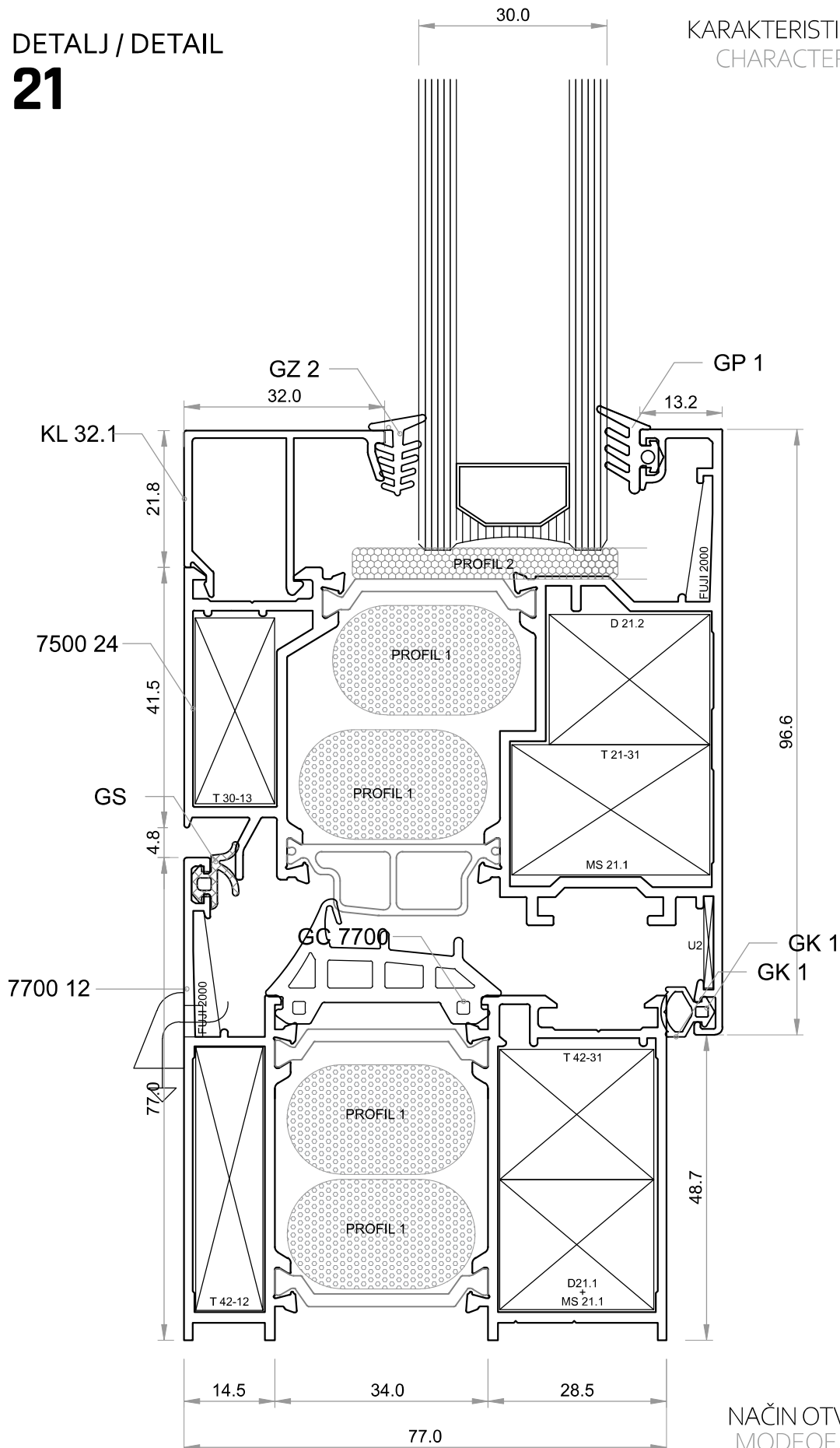
KARAKTERISTIČAN PRESEK PROFILA
CHARACTERISTIC CUT PROFILE



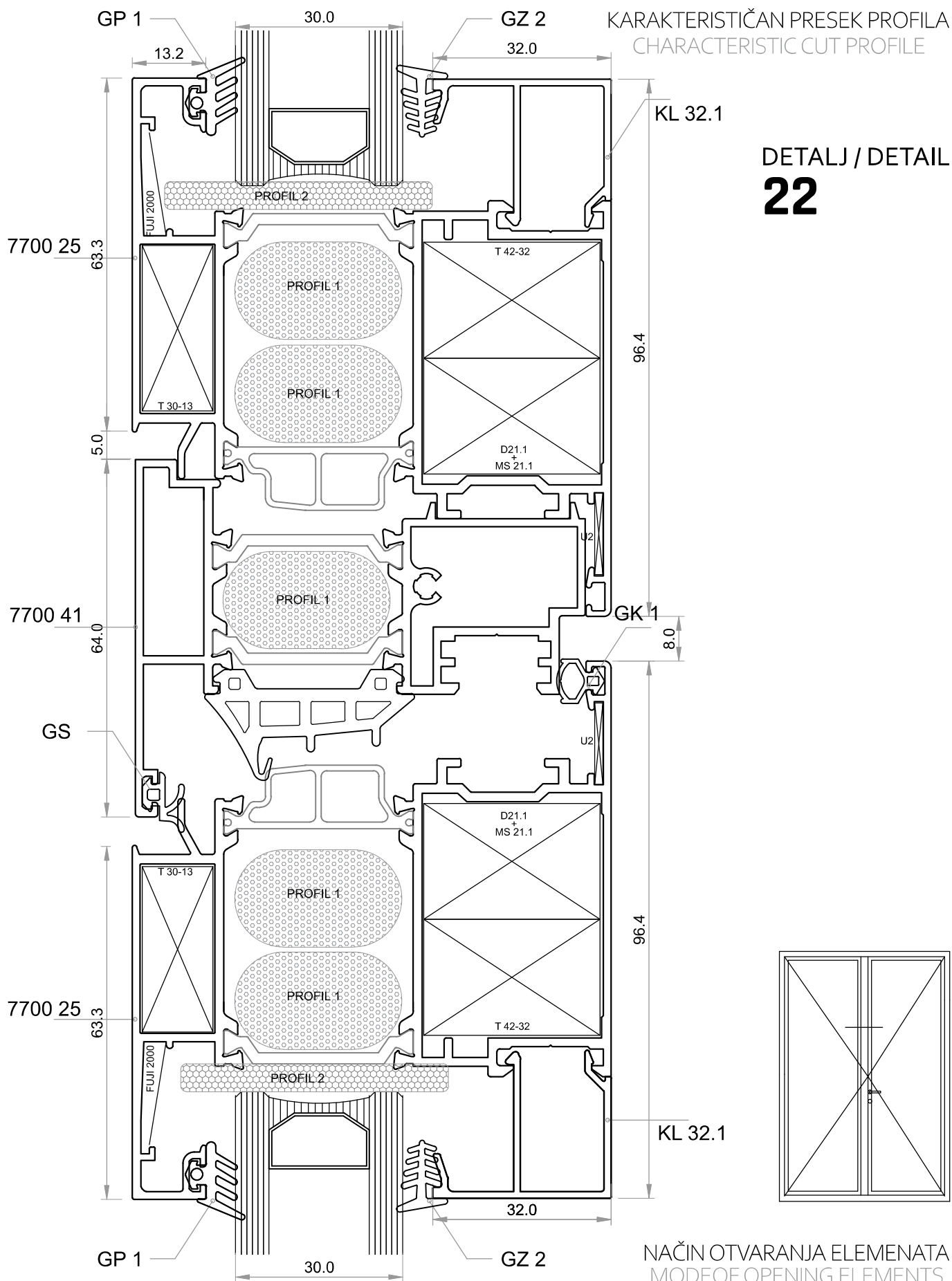
NAČIN OTVARANJA ELEMENATA
MODE OF OPENING ELEMENTS

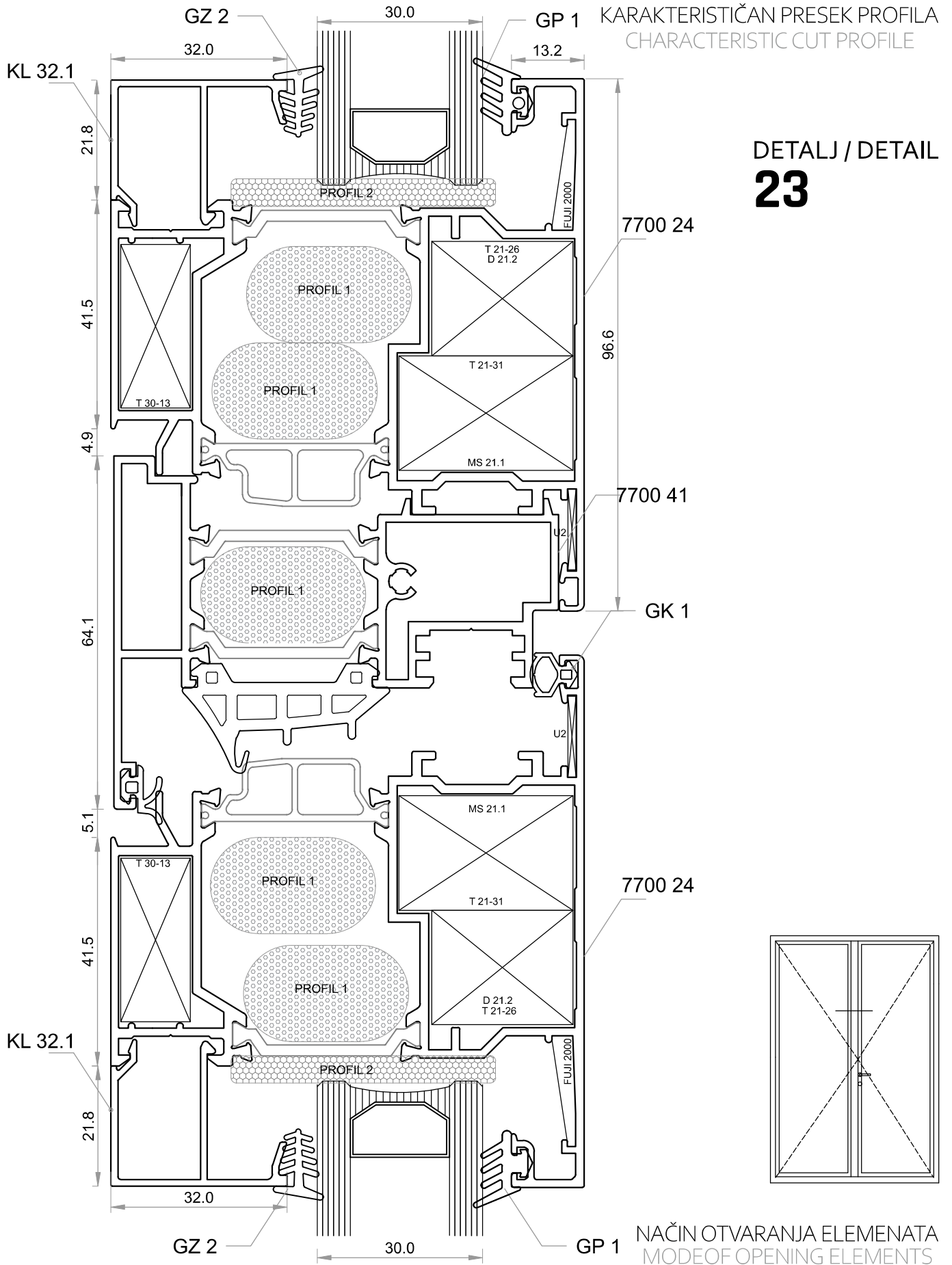
DETALJ / DETAIL
21

KARAKTERISTIČAN PRESEK PROFILA
CHARACTERISTIC CUT PROFILE



NAČIN OTVARANJA ELEMENATA
MODE OF OPENING ELEMENTS

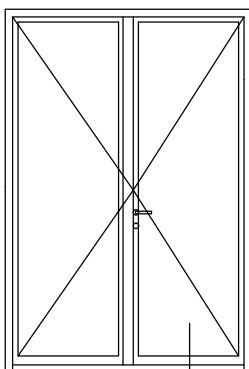




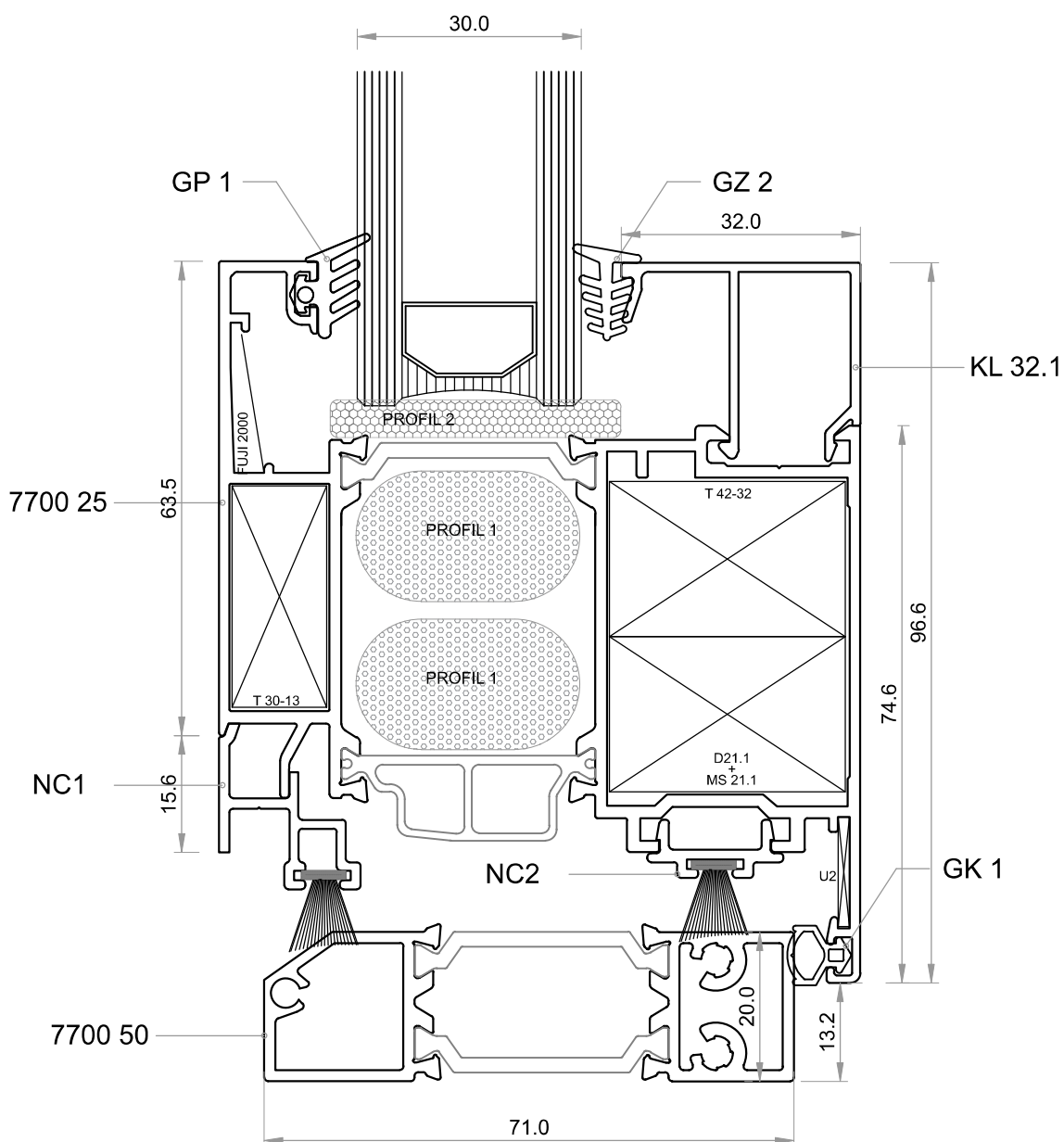
DETALJ / DETAIL

24

NAČIN OTVARANJA ELEMENATA
MODE OF OPENING ELEMENTS

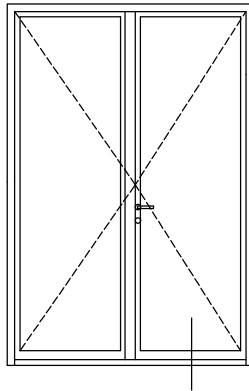


KARAKTERISTIČAN PRESEK PROFILA
CHARACTERISTIC CUT PROFILE

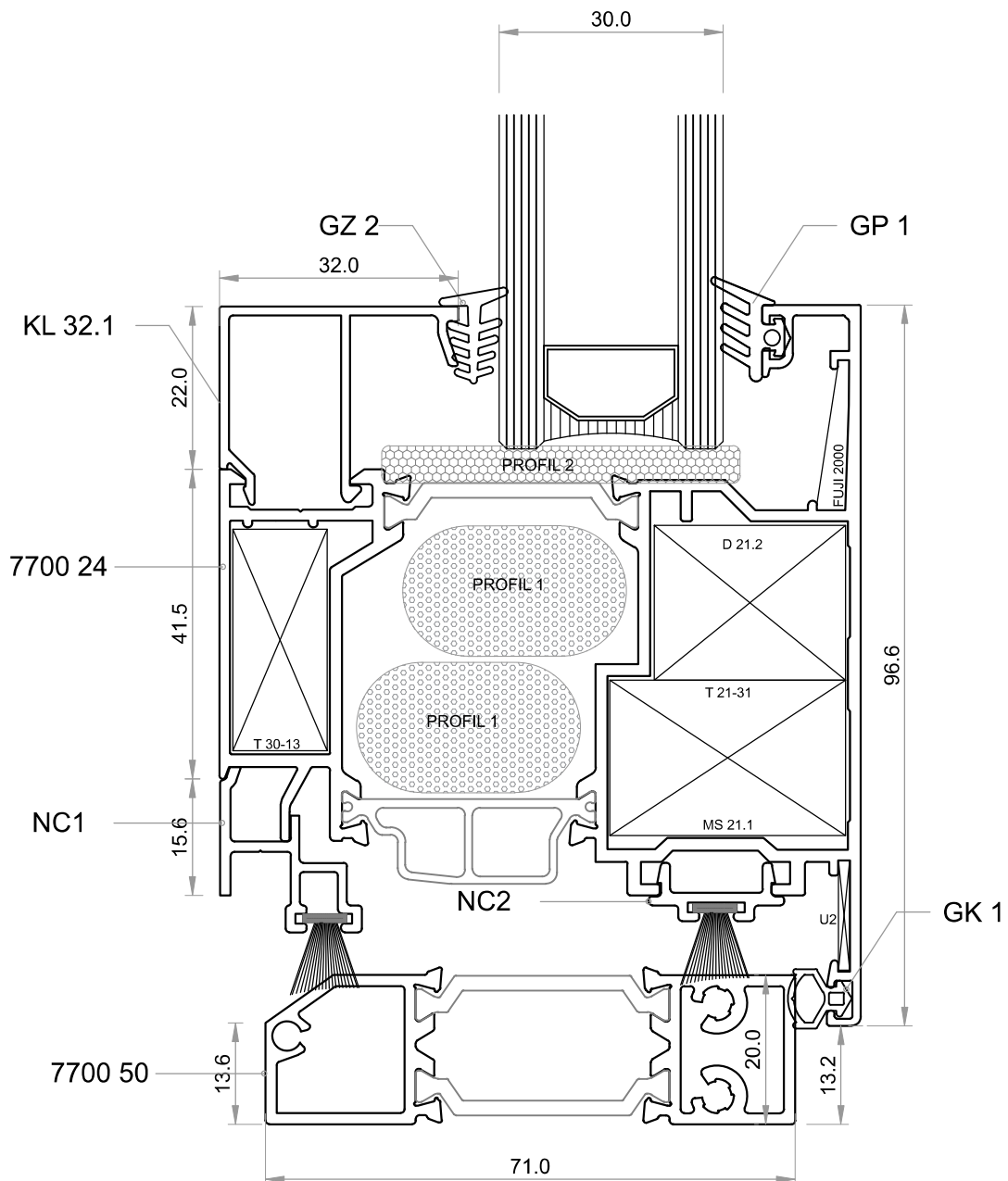


NAČIN OTVARANJA ELEMENATA
MODE OF OPENING ELEMENTS

DETALJ / DETAIL
25

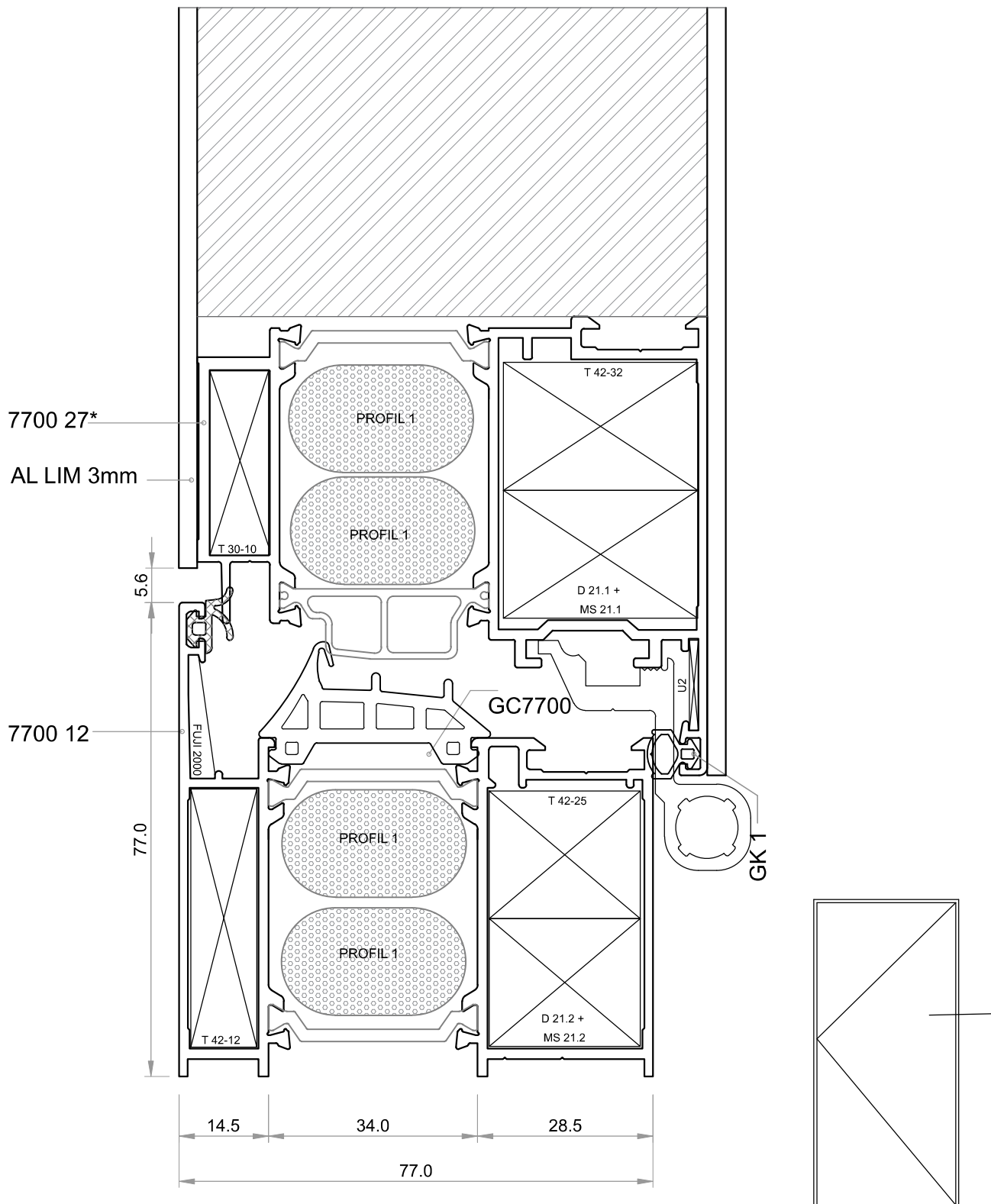


KARAKTERISTIČAN PRESEK PROFILA
CHARACTERISTIC CUT PROFILE



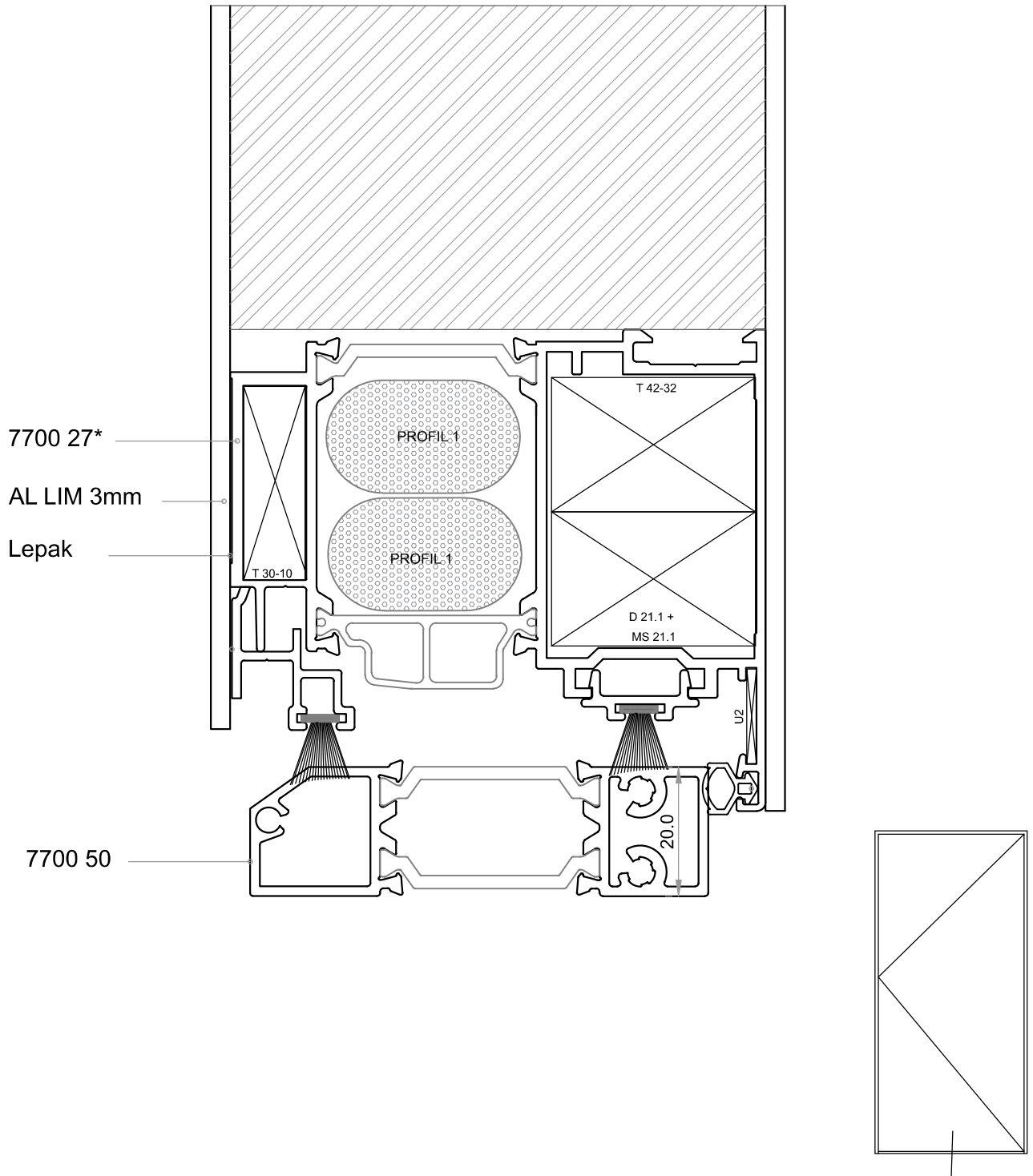
KARAKTERISTIČAN PRESEK PROFILA
CHARACTERISTIC CUT PROFILE

DETALJ / DETAIL
26



NAČIN OTVARANJA ELEMENATA
MODE OF OPENING ELEMENTS

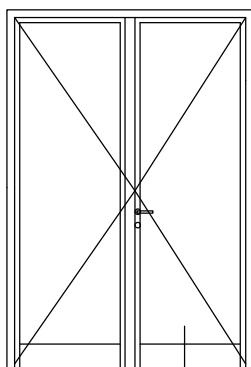
DETALJ / DETAIL
27



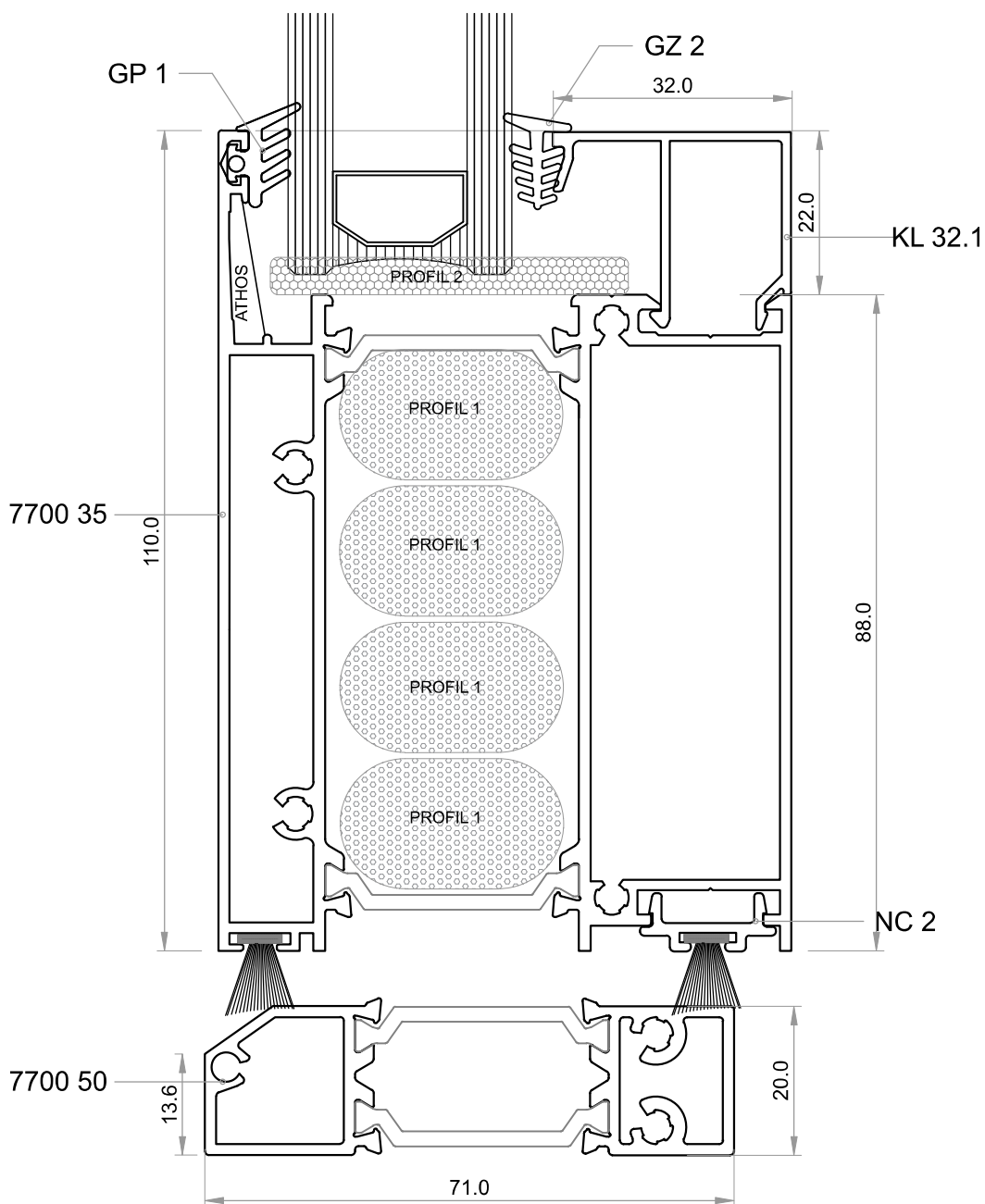
DETALJ / DETAIL

28

NAČIN OTVARANJA ELEMENATA
MODE OF OPENING ELEMENTS

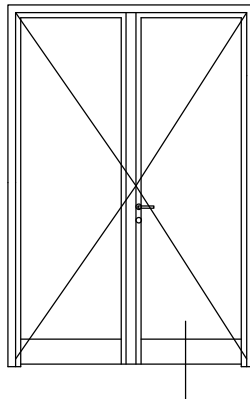


KARAKTERISTIČAN PRESEK PROFILA
CHARACTERISTIC CUT PROFILE

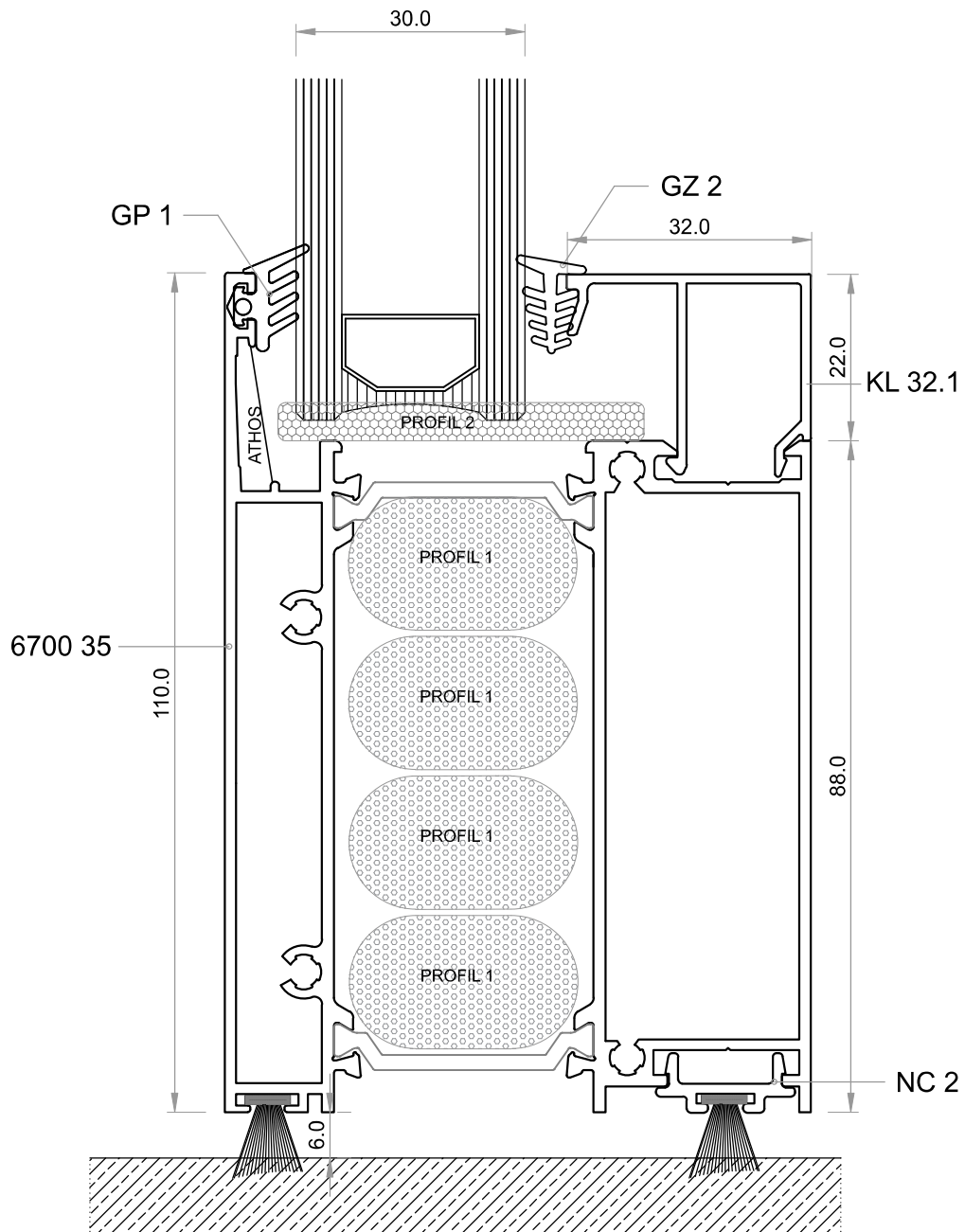


NAČIN OTVARANJA ELEMENATA
MODE OF OPENING ELEMENTS

DETALJ / DETAIL
29



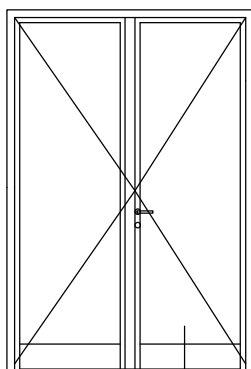
KARAKTERISTIČAN PRESEK PROFILA
CHARACTERISTIC CUT PROFILE



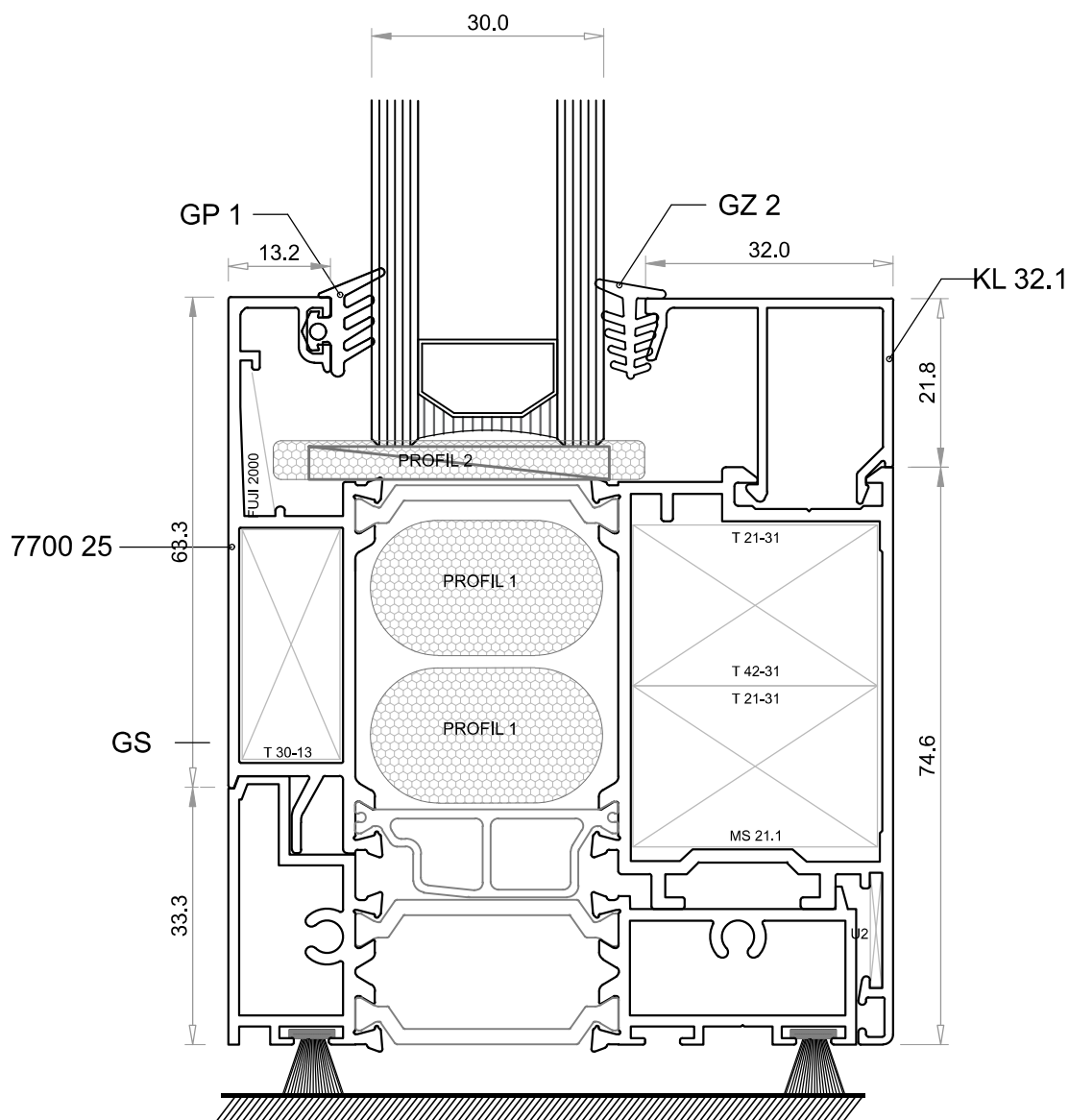
DETALJ / DETAIL

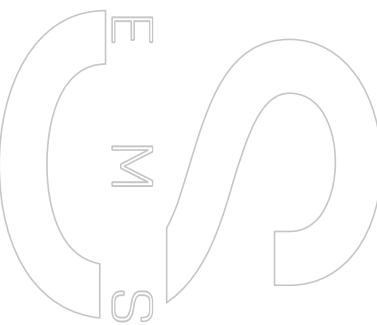
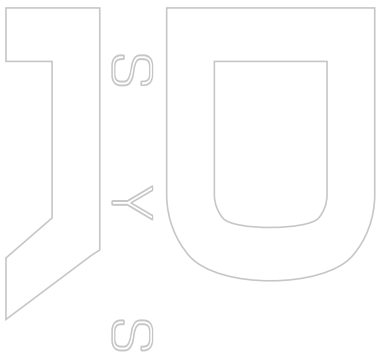
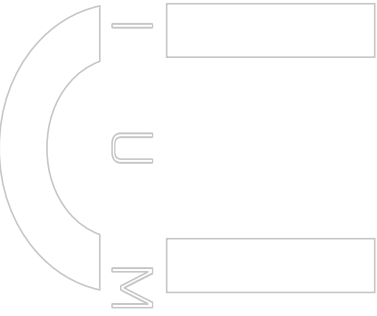
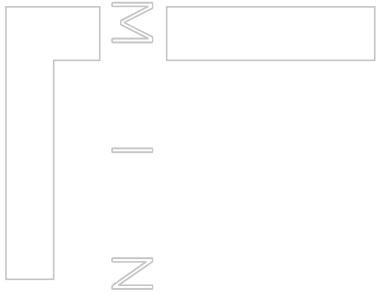
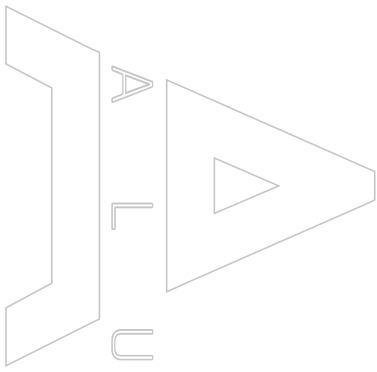
30

NAČIN OTVARANJA ELEMENATA
MODE OF OPENING ELEMENTS



KARAKTERISTIČAN PRESEK PROFILA
CHARACTERISTIC CUT PROFILE

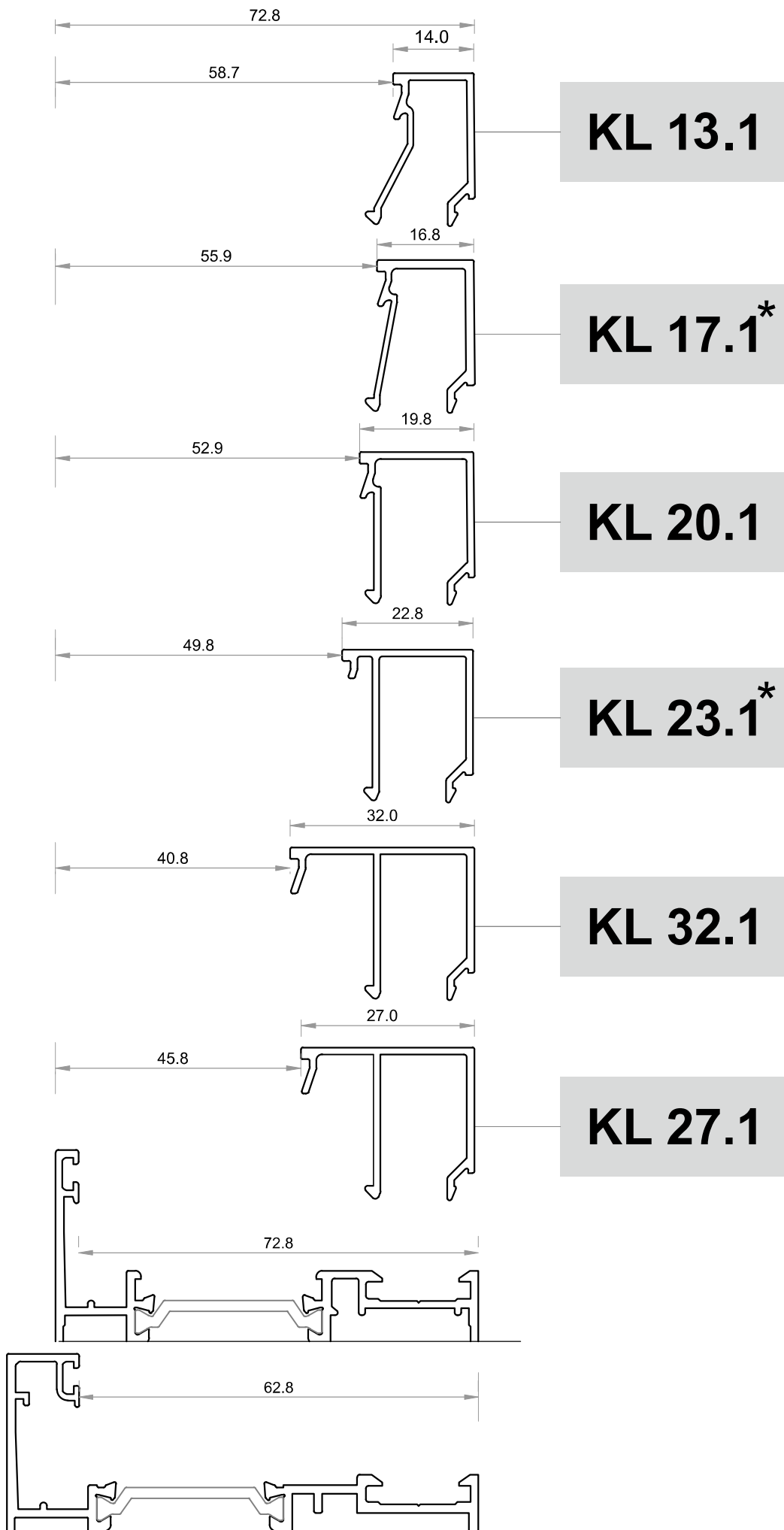





E SEGMENT

STAKLJENJE


GLAZING






Samo za 7700 17/
Only for 7700 17


KL 13.1



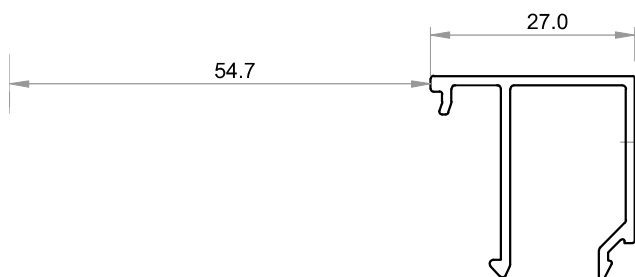
KL 17.1*



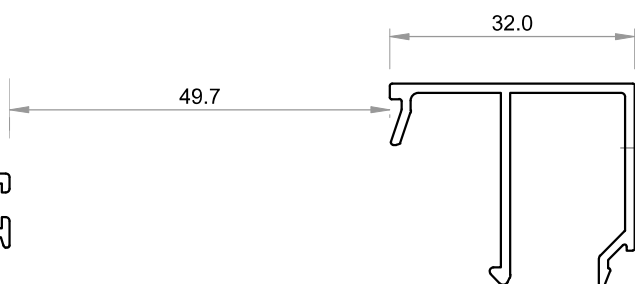
KL 20.1



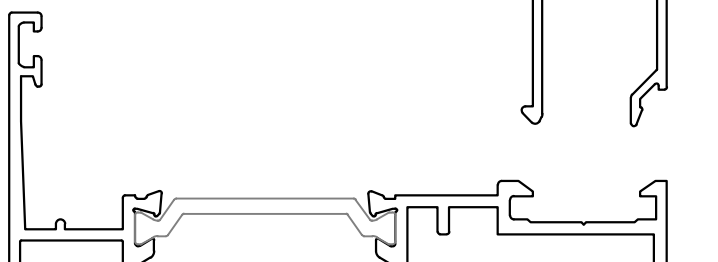
KL 23.1*



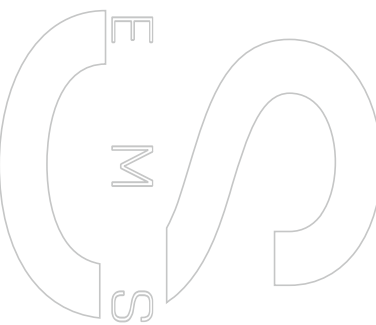
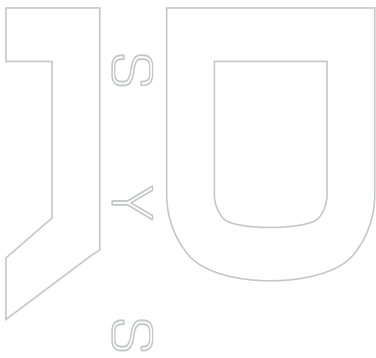
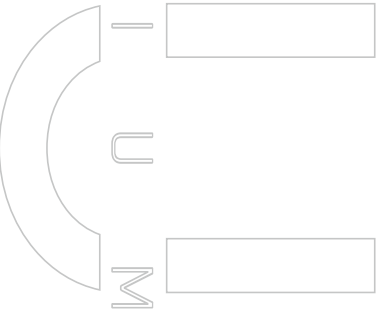
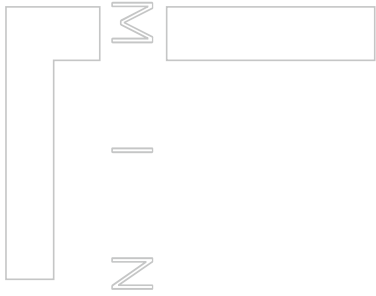

KL 27.1



KL 32.1



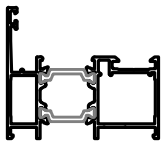
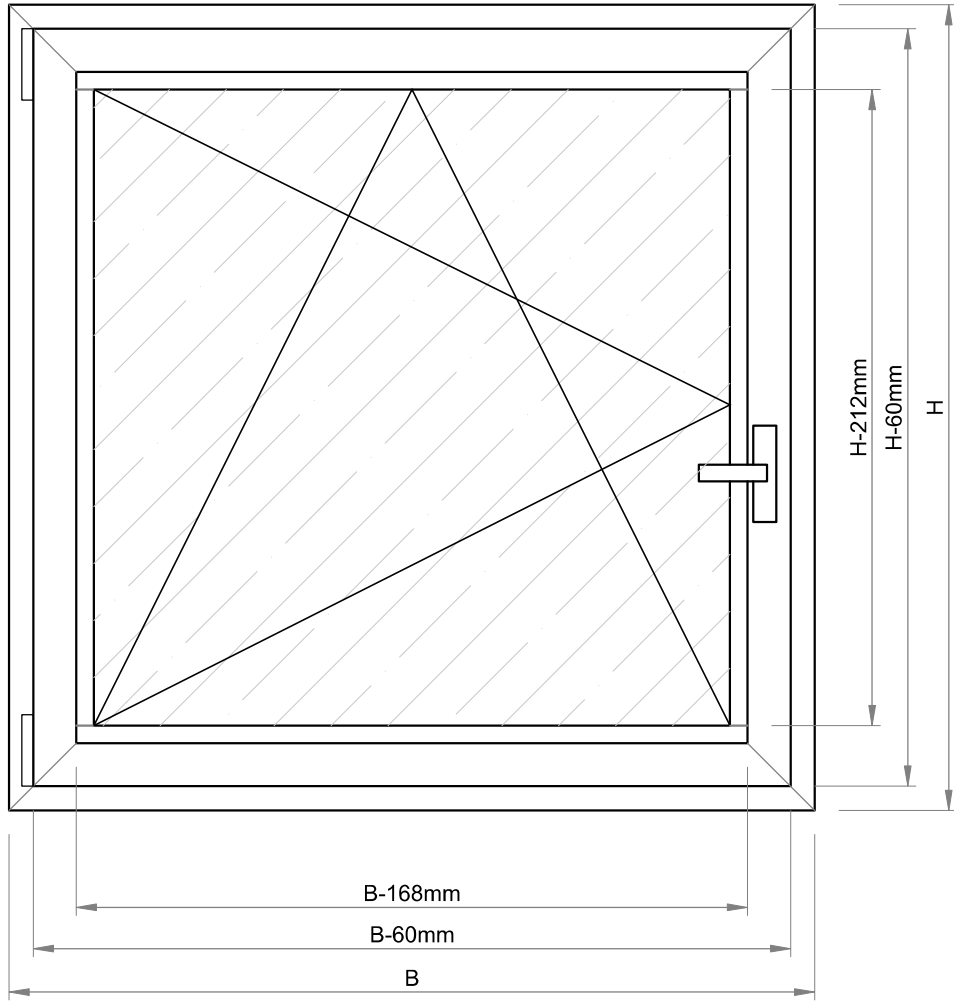
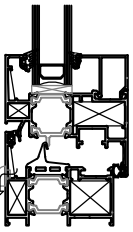
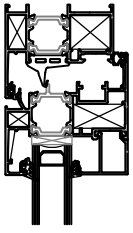
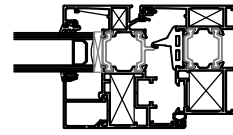
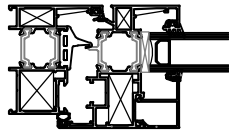
E SEGMENT / STAKLIJENJE
E SEGMENT / GLAZING IT 7700




F SEGMENT

KROJNE LISTE

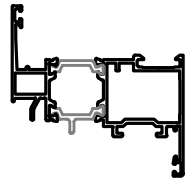
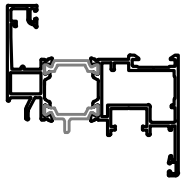

CUTTING CALCULATION




2x (B mm)




2x (H mm)




2x (B-60mm)




2x (H-60mm)



2x (B-168mm)

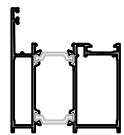
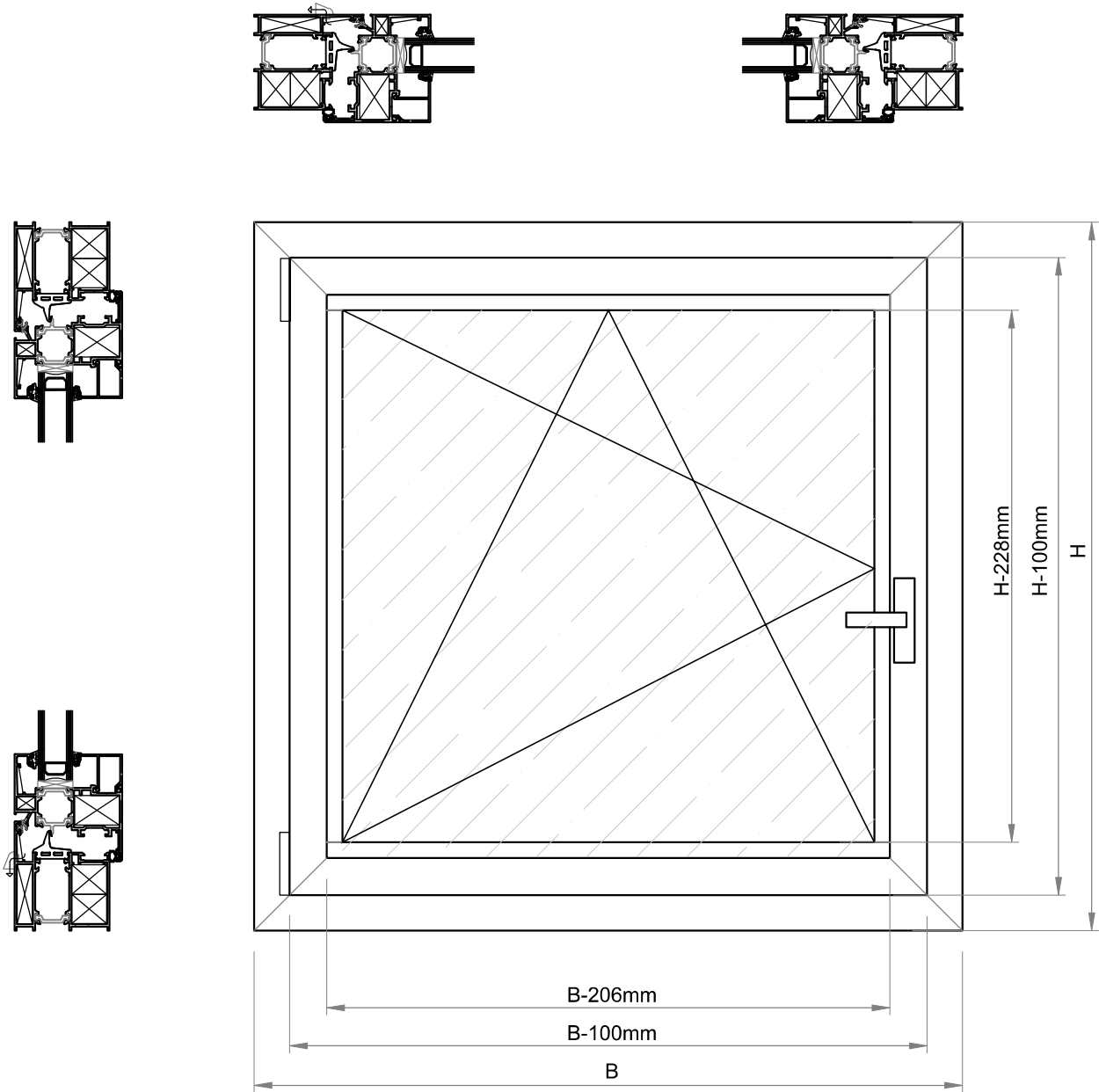


2x (H-212mm)




F SEGMENT/SKROJNE LISTE
F SEGMENT / CUTTING CALCULATION | T 7700

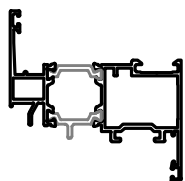
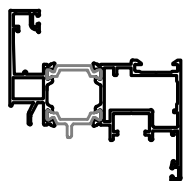






2x (B mm)




2x (H mm)




2x (B-60mm)




2x (H-60mm)



2x (B-168mm)



2x (H-212mm)



F SEGMENT/SKROJNE LISTE
F SEGMENT / CUTTING CALCULATION | T 7700



